



### Literacy

#### We will be learning to:

- answer questions about stories we have heard to show our understanding
- form letters correctly (see page 2)
- recognise and identify sounds we have learned in words
- blend sounds together to make / read words
- identify and write some common words
- explore sounds, letters and words to help us as we read and write
- use our understanding of what we have read to complete short comprehension tasks
- write to share ideas, messages and information during play and Drawing Club
- make our written work presentable by writing our letters on the line and by using finger spaces

#### At home:

- Encourage your child to practice reading and writing their common words.
- Encourage your child to look for familiar sounds and common words in a text.
- Ask your child to form the letters they are learning correctly e.g. in shaving foam / rice / paint.
- Create words using the sounds included in homework jotters. Ask your child to blend these together to read the words you have made (look out for a video on Showbie explaining the blending process we use in school).

### Numeracy and Mathematics

#### We will be learning to:

- identify and sequence numbers within a given range
- identify and use finger patterns to demonstrate our understanding of numbers and doubles
- count items in two collections, hidden or seen
- partition and describe visual number patterns
- organise, make and describe equal groups
- recognise the number of objects in a group, without counting
- ask simple questions for a specific purpose e.g. favourite colour / snack
- contribute to and interpret pictorial displays e.g. graphs, charts
- can recall the days of the week, months of the year and features of the 4 seasons
- tell the time (12 hour) on analogue and digital clocks

#### At home:

- Encourage your child to look at clocks and try to tell the time (hours only)
- Complete surveys at home about favourite foods / favourite games / hair colour / eye colour.
- Play number ping pong with your child by saying alternate numbers backwards and forwards.
- Look for numbers in your environment and ask your child to use finger patterns / chopping movements to represent numerals.
- Talk to your child about the date and events that happen on a daily basis
- Encourage your child to share items equally into smaller groups.

### Health and Wellbeing

In P.E. we will working on real PE - fundamental movement skills through different adventures and fitness.

We will be learning the correct names for parts of our body and about how our body belongs to us. We will learn about similarities and differences and about what makes us unique.

We will learn about different people who can help to look after us. We will know that we have a right to be cared for in certain ways and why this is important.

Our Edenside learners, Charlie and Emily, will help us to do our best work.

Through stories we will identify which zones the characters are in and we will think about what tools they could use to get back to the green zone.

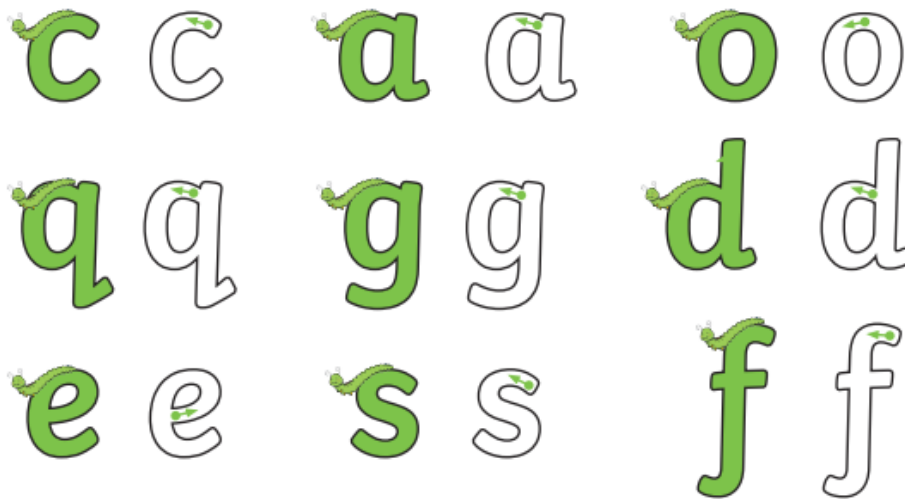
We will learn how to stay safe when using electricity and about the importance of electricity in our daily lives.

### IDL

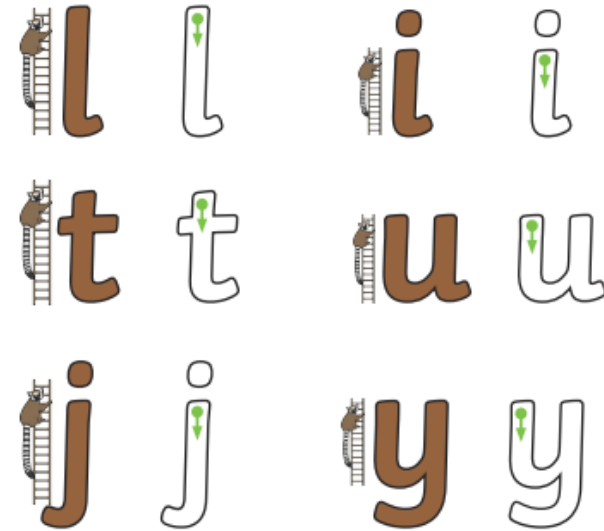
Scotland - We will start the term exploring Scottish culture and language. Our activities will focus on art, dance, music and stories. We will listen to familiar stories using the Scots language and try to learn some new vocabulary.

Senses - we will identify what our senses are and how they help us. We will use them to explore the world around us through simple investigations and experiments.


### Curly Caterpillar Letters



### Ladder Letters



### One Armed Robot Letters



### Zigzag Monster Letters

