

P6BB – Term 3

We will start the year by investigating Scots throughout history that have made a difference and make us proud. Our “**Heart of Scotland**” topic will culminate in a whole school celebration where we will share our learning on the 27th January.



February will see us going back in time as we learn about and learn from the tragedy of the sinking of “**The Unsinkable Ship**” – **The Titanic**. We will study evidence to help us understand what life was like for different groups of people living in 1912, investigating and experiencing inequality and discrimination using drama techniques. We will also look at how the tragedy impacted on **our** lives through the safety rules that were imposed as a result.

There are a number of documentaries available on the Titanic which you could watch together at home. The following sites are also useful sources of information to explore:

[Titanic - Kids](#) | [Britannica Kids](#) | [Homework Help](#)

[Titanic facts and figures - BBC Bitesize](#)

[Titanic facts for kids](#) | [History](#) | [National Geographic Kids](#)
([natgeokids.com](#))

Literacy – Reading

In class, time will be given daily for children to read a book of their choice from our extensive class library. Children can use AR to quiz on and track the books they have read. How many ‘Word Millionaires’ will we have in class by the end of P6?

Reading is key to developing literacy skills, we ask our children to read for at least 15 minutes a day at home. They are welcome to bring school books home for this.



Over the term, groups in our class will read *Waiting for Anya*, *Journey to Jo'burg* & *The Last Castaways*, developing skills to interrogate and summarise elements in these texts as well as conducting research. We will combine fiction and non-fiction strategies. By investigating non-fiction texts, we will boost our prior knowledge of novels’ setting or elements of a story.

Literacy - Talking & Listening

Prepare to be bumbazed wi oor pure dead brilliant Scots language! During the first two weeks of term, we will explore Scots language and hopefully become more confident in understanding and using it. We will dissect some Scots poetry and choose one to recite in front of a chosen audience. Each P6 pupil will also choose a famous Scot to investigate and prepare a presentation to deliver to a supportive audience.

These opportunities will allow our children to experience the importance of expression, clarity, gesture and eye contact when presenting to others.

Practise makes perfect! Please take time to listen to your child’s recital and presentation and give feedback to help them improve.

Literacy – Writing

The story of the Titanic will provide an excellent stimulus for descriptive and expository writing which will give us opportunities to showcase our developing writing skills.

This term we will focus specifically on handwriting, using conjunctions to extend sentences and incorporating additional punctuation in our sentences, including brackets, commas and hyphens.

The following site is great for children to practise uplevelling sentences [Sentence Magic](#)
([sentenceplay.co.uk](#))

Numeracy - Negative numbers

The winter weather with its snow and frost gives a great opportunity to better understand negative numbers. We will use number lines to support our counting across zero.

Addition and Subtraction

At the end of this term, we will consolidate our knowledge of addition and subtraction by building up our fluency of earlier learned strategies.

Fractions, Decimals and Percentages

After revisiting last year’s fraction work, using its proper language, like numerator, denominator, unit fractions, etc. we will practise fractions using manipulatives like a fraction wall, fraction rods, number lines,

Non-Number Maths

Over this term we will use metric units of measurement to estimate and measure lengths accurately and to calculate the area and perimeter of shapes.

Can you involve your children in any measuring tasks at home? January and “Doddie Aid” is the perfect time to estimate and calculate distances of walks.

Literacy – Spelling & Phonics

This term we will look at the phonemes **ow, oi, k, j and sh**. We will look at the different ways to make these sounds and investigate patterns in words which help us remember which to use.

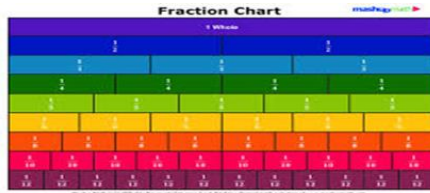
Vocab building / HFW

We will continue to practise the common spelling words, using spelling strategies to learn how to remember these

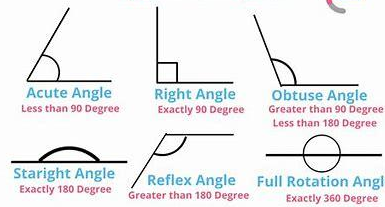
High Frequency Words.

Following the prefixes, this term we investigate **suffixes** and **homophones**.

etc. We will learn equivalent forms of common fractions, decimals and percentages. We will calculate simple percentages of a quantity. Emphasis lies on understanding fractions, decimals and percentages in everyday contexts.



Types of Angles



Later on this term, P6 will be investigating angles. We will learn to use tools to accurately measure and draw angles in addition to using angles to give directions and describe shapes.



Health & Wellbeing – Core

We will be learning about the Zones of Regulation. This is a framework to help children to understand and regulate their emotions, as well as be supportive of peers who are finding this tricky at the moment. The four Zones are:






- The **Blue Zone** – low energy state with emotions like sad, sick, tired or bored
- The **Green Zone** – a state of focus and calm, with emotions like happy, content, proud or relaxed
- The **Yellow Zone** – higher energy with some loss of control like feeling silly, excited, worried or embarrassed
- The **Red Zone** – very high state of energy with no control like being furious, panicked, terrified or elated.

Children learn that they will naturally find themselves within all four Zones at different times and that there is no “bad” Zone. They will learn that there are ways to regulate the Zone they are in to better achieve happiness and success in school. The school will share our learning focus each week on our school Facebook page so that families can learn along with us.



MAD – Music, Art & Drama STEM – Science, Technology, Engineering & Mathematics

Thursday afternoons continue to be reserved for MAD & STEM. Before the end of P6, our class will engage 5 more blocks of learning:

Science - Vibrations & Waves 	Food Technology 	Computing Science 
Science - Properties & Uses of Substances 	Art – Experimenting with colour 	

Science Week

At the end of March, Edenside will take part in British Science Week. This year, P6 will embark on a Science topic about the Solar System.

During this week, we will ask children to conduct some personal research to feedback to the class.



Digital Technology



We want to teach our children IT skills which support them in gaining and presenting their knowledge and understanding. This term we will work on using Keynote and iMovie to create presentations.

We will continue to add to our sharing folder and proud cloud on Showbie throughout the term.

- **Please support your child to ensure they bring their fully charged iPad to school every day, together with a set of headphones.**

SAVE THE DATE!

Monday afternoons – Swimming lessons for selected children
Every Tuesday and Thursday – PE with Mr Sutton
Monday 23rd – Wednesday 25th January – Bikeability for P6BB
Wednesday 25th January – Scots Recitals in front of a panel of judges (optional)
Wednesday 25th January – School Burns Lunch
Friday 27th January – Whole School Scottish Celebration
Monday 13th – Friday 17th February – Holiday
Monday 20th February – In-Service
Monday 27th February – Friday 3rd March – Book Week
Monday 13th – Friday 17th March – Science Week

You can write us a note, call the office and you can also email via the address below:

01573 224264

edensideps@scotborders.gov.uk