


Literacy – Reading



This term we are trialling a new approach to reading, with groups being supported to investigate non-fiction texts in order to boost prior knowledge of novels' setting or elements of a story. We hope that by teaching fiction and non-fiction reading skills in tandem with one another in this way, learners will be able to understand stories and empathise with characters at a deeper level. Over the term, groups in our class will read War Horse, The Last Castaways & Journey to Jo'burg, developing skills to interrogate and summarise elements in these texts as well as conducting research. In addition to this, children will continue to use the AR programme to track and quiz on books of their choice.

- **Please ensure your child is reading their own individual reader for a minimum of 15 minutes per day at home (they can bring school books home for this)**

P6 – Term 4

It is difficult to believe that we are already in our final term of P6! We have an exciting term ahead, with our focus on Kelso Racecourse giving us a great purpose for learning across the curriculum. This curricular overview will give you a flavour of the learning planned. Look out for the bullet points which give some advice of how to support your child at home.



For the final weeks of this term, Mrs Bryce will not be in class but will be in school. Instead, Mrs Fiona Jones will work with the class Monday and Tuesday with Mr Fairington on Wednesdays. Mrs Moutter will be in class on Thursday and Fridays until Mrs Ballantyne is ready to return. Get Well Soon Mrs B!

Literacy - Writing Genres

This term P6 will look at techniques used to persuade a reader before looking at ways to present differing points of view in a discursive text.

What is Persuasive text?

- A **persuasive text** is a form of writing that tries to persuade a reader to a point of view, opinion or idea about an issue.
- A **persuasive text** can be a formal letter, speech or debate, or an informal letter or advertisement.
- A **persuasive text** can (also) entertain or inform.
- A **persuasive text** has specific structures and language features.

Discussion

When do I use it?

- To argue or persuade a case for or against a particular point of view.

Use:

- Reported Speech**
 - Many residents say ...
 - A number of newspapers have reported ...
- Technical Terms**
 - Australia's marine life ...
 - Multi-story building
 - Leisure time
- Evaluative Language**
 - It is extremely important that we ...
 - It is not our responsibility ...
- Conjunctions and Connectives**
 - ... because ...
 - ... therefore ...
 - ... firstly
 - ... secondly
- Thinking Verbs**
 - Many people believe ...
- Mindal Verbs**
 - We must take care ...

- **One controversial issue that we will present in a discursive text is Steeple Chase racing. Do you have a view on this? Can you discuss reasons for / against at home?**
- **Over the course of the year P6 have looked at the following genres: narrative, recount, explanation, information report, persuasive, discursive – can they identify any of these texts at home / out & about?**

Literacy – Spelling & Phonics



This term we will look at the phonemes **ow**, **oi**, **c**, **j** & **sh** in addition to working on strategies to learn the spellings of words that trick us – our “nemesis” words.

- **Can you ask your child to diacritically mark a sentence from their AR reading book?**

Literacy – Talking & Listening



Last term we spent a lot of time developing skills in presenting information. Children will be given opportunities to work on feedback from presentations when presenting research in their reading groups. This term a big focus will be on skills for collaborative group work as they work with others on tasks related to Kelso Racecourse.

Literacy – Writing Skills



P6 will begin the term by revising the punctuation of speech. We will then go on to investigate Second Level connectives and openers which will support our writing in persuasive and discursive genres.

- **This site generates simple sentences. Can your child up-level the sentence by adding Second Level Vocabulary, Connectives, Openers &**

- Can they explain strategies they might use to memorise words that don't follow phonetic rules?

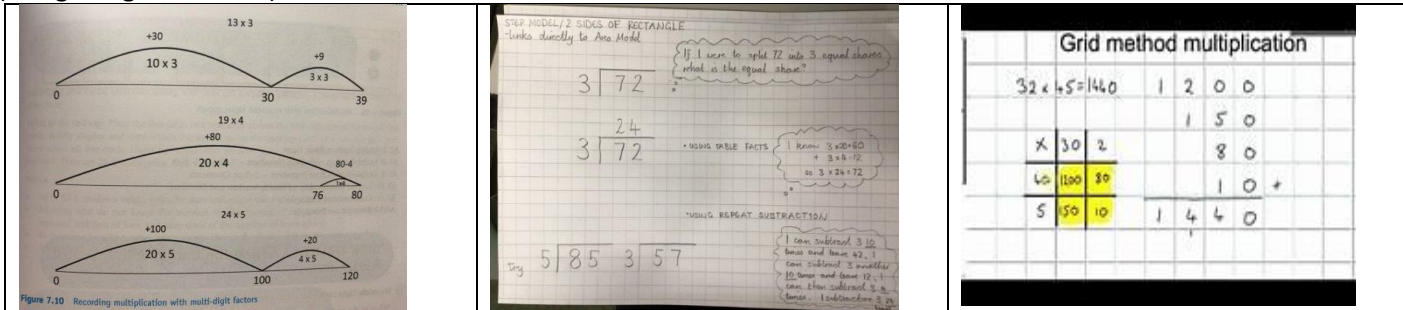
- Speak to your child about their skills in collaboration - What do you like about collaborative groupwork? What do you find challenging? What could you do in order to work better as part of a team?

Punctuation. [Sentence Magic \(sentenceplay.co.uk\)](http://sentenceplay.co.uk)

Number

We will begin this term by exploring the inverse relationships of multiplication and division. This will involve using a CPAL approach to build tables of multiplication facts & practising quick recall of these as well as working on mental and written methods to multiply and divide increasing large numbers.

Some models to support you when discussing division (using repeated subtraction and step model) and multiplication (using the grid method):



Throughout the term we will revise mental and written strategies we have used over the year for addition, subtraction, multiplication & division and use these to help us solve problems related to activities surrounding the race course: weighing out, calculating probability, calculating distances, timing races.

- Any mental or written multiplication method is really tricky without accurate and quick recall of table facts. Please support your child in practising their tables. These games may help: [Times Tables Games for 7 to 11 year olds \(topmarks.co.uk\)](http://www.topmarks.co.uk)

Maths

Mrs Moutter will begin the term with a unit on co-ordinates, giving the children opportunities to plot, read and solve problems with them.



The class will then go on to study the measurement of area using metric units.

- As always please involve your child in tasks that involve using maths at home, eg. weighing, measuring, budgeting, mapping using coordinates... Our children benefit from regularly applying the maths they learn in real life situations.

Health & Wellbeing – Core



Primary 6 will begin Term 4 with Skipper, learning how to challenge our mindset and applying this within our learning. We will then move onto Safety Week where we will explore how to be safe

Health & Wellbeing – Learning Skills

Throughout primary 6 we have explored Edenside's 4 Kingdoms of Learning:

- The Kingdom of Contribution
- The Gardens of Getting Unstuck
- The Ocean of Owning your own Learning
- The Mountains of Mindset


Health & Wellbeing– P.E.



outdoors, near water and in our community.

Our final Health sessions will focus on how to be confident to make our own choices as we grow and develop, avoiding making choices based on peer pressure.

As always, in addition to these planned sessions, we will respond to any Health & Wellbeing issues / needs arising within the class.



During this final term, individuals will use the kingdoms to support their personal target setting as we strive to develop our skills to be ready to learn as a P7 pupil.

- Can your child explain these 4 Kingdoms to you?

P6 are loving their 2 P.E. sessions with Mr Sutton. Danish Longball has been a hit! This term we are working on athletics, striking & fielding activities. Sports day on the 15th June will give everyone a chance to take part and compete to be the best they can be.

- Is your child active at home? Lighter nights make walking, running and cycling in the evening safer.

IDL – Kelso Race Course



During the summer term, our school's big question is all about our community with P5 & P6 concentrating on Kelso Racecourse.

We will be looking at the features & history of the racecourse, jobs surrounding racing and the achievements made by local individuals during their racing career. We will also explore why Kelso Racecourse and racing are central to our community in Kelso.

MAD – Music, Art & Drama



The last term in school is always a bit MAD but this year we have a new meaning for MAD as P5s and P6s will spend their Thursday afternoons working on developing skills in Music, Art, Drama & digital creativity.

In music we will continue to develop our singing, developing our range of songs. These will include traditional, popular and classic songs from a range of eras. We will continue to work on our timing and intonation.

We will complement this with digital creativity using iPad. We will photograph everyday objects considering foregrounds, backgrounds, light & shade, focus and exposure. We will tweak, edit and adjust existing photos to create pictures which tell a story and will shoot self portraits (not selfies)!

- **Can you take a walk around the boundaries of the race course. Can your child share their learning with you and talk about the layout and features?**

Within Art, we will explore patterns in nature. We will investigate where pattern is found and how it is used within product design. We will experiment creatively with colour, material and shape when mark making which we will use to continue and create our own patterns.

- **Remember to ask about MAD skills learned on a Thursday afternoon.**
- **P6 have really enjoyed following Youtube tutorials to sketch horses. Perhaps they could choose another thing they'd like to learn to draw. It's a lovely relaxing activity for adults too!**

Digital Technology



So far this year, P6 have been successful in using Microsoft Teams to view and respond to assignments set by teachers. This term we will begin to use Showbie more regularly, allowing children to share work privately with the teacher, receive personalised feedback and share their "proud work" with you.

SAVE THE DATE!

Wednesday 4th May – P6s to Kelso Race Course

Wednesday 25th May – P6 Inspire STEM Day (details to follow)

Friday 27th May – Progress Reports to come home

Wednesday 1st & Thursday 2nd June – Parent Phonecalls

Wednesday 15th June – Sports Day

Wednesday 22nd June – P5 & P6 "A Day at the Races"