






P5/6 Home Learning – WB 8th February 2021 - an audio version of this information is on Teams- in the 2021 Home Learning File, WB 8th Feb

	<p>Welcome to Week 5 of Home Learning 😊</p> <ul style="list-style-type: none"> • This week’s Big Question we aim to answer this week is “What communities existed in Ancient Greece?” • In maths, we will work on Addition. • For our literacy, we will read a chapter from a book by Matt Brown, Aliens Invaded my Talent Show. We will use this extract to practise the skill of summarisation and to help us create a split personality visualiser on character. We will investigate ways in which Matt Brown infers the characters’ feelings and follow his example in our own pieces of personal writing. • We will continue investigating and reflecting upon how we can ensure that we are keeping safe online.
<p>Getting Help</p> 	<p>Mrs Ballantyne will continue to host live sessions twice a day Monday-Thursday and once on a Friday. This will give you a chance to ask questions, discuss some of the work you have completed or ask for some help if you are finding something difficult to understand. You will find times for these sessions at the bottom of the learning grid.</p> <p>Our morning sessions are particularly important because, as well as giving us a chance to socialise, they will also be used for Mrs Ballantyne to share information which will benefit you all, eg discussing the whole class feedback, going over expectations for the week’s lessons or troubleshooting problems which have arisen. Our afternoon sessions will be less formal and will be a chance to catch up at the end of the day.</p> <p>You are also welcome to ask for help on our Teams page, please add your questions to the ‘<i>Home learning WB 8.2 questions</i>’ thread and one of your teachers or classmates can help you. Alternatively, you could email gw09brycesusan@glow.sch.uk, gw17ballantyneanneli@glow.sch.uk. If there is a problem with your iPad, please contact the school.</p>
<p>Collaborating, Completing the tasks & Sharing your Work with Us</p>  	<p>In the 2021 Home Learning - WB 8.2 folder, there is a folder called “Personal Files”. If you open this, you will find a folder with your name on it containing all the lesson files you will need for the week. You can work on these and they will save the changes automatically. (This system has replaced the Upload your Work files.) Any extra resources you need, that are described in the lesson, can be found in the “Learning Resources” file in the week WB 8.2 folder.</p> <p>The most simple way to complete your tasks is to edit the Word Lesson files saved in your “Personal File.” you might also want to try to:</p> <ul style="list-style-type: none"> • View the task online then write your work on paper and upload a photo to your Personal File • Print the task, write on your printed page then upload a photo to your Personal File <p>So that we can find your work easily, it would be really helpful if you could rename your images eg. IDL 1 photo</p> <p>Like the previous weeks, the chat space will be used to collaborate on tasks – Mrs Bryce & Mrs Ballantyne will upload lesson threads for you to reply to when you have completed the lesson. Remember we have divided the page into channels, look for the correct Thread on the General, Literacy, Maths, IDL, HWB Channel.</p> <p>We’ll carry on using Complete Maths quizzes when you are directed to them on the maths lessons documents.</p>
<p>Feedback to move learning forward</p> 	<p>You will find some Whole Class Feedback on the Teams page, reflecting on what went well during WB 1.2 and giving you some advice on next steps. Your personal feedback has been emailed to you.</p> <p>Mrs Bryce will give & email feedback on some of the work saved in your “Personal File” at the end of the week.</p>

This summary grid shows learners the Learning Intention of each lesson. Our lessons make explicit the activities for each of the 5 elements of the MARGE method of Lesson Planning to ensure we are LEARNING and not just doing: Motivate, Attend, Relate, Generate, Evaluate. **Opportunities to collaborate and share work on chat Threads on the class Team page are included in the grid.**

All lessons have been saved into to the learners’ “Personal Files” to be edited, word online will autosave as they work. All learning materials mentioned in the lessons are uploaded onto the P5/6 Teams Page. You will find these in named folders for each lesson in *Files – 2021 Home Learning – WB 8.2– Learning Materials*

How will we plan for learning not just doing?



Motivate
Attend
Relate
Generate
Evaluate

- Pose a question, provide a hook
- Quality input on content to be learnt
- Activate / ensure prior knowledge
- High-quality but accessible tasks
- Timely feedback on learning, ‘quizzing’

Literacy 1 – Spelling Rule

LI – We are learning to use the correct endings for plural nouns.



M - What do these words have in common?

A - adding –s & adding –es

<https://www.youtube.com/watch?v=IZYCY0en8WQ> you might want to view this video on a home device

R - Plural noun wordsearch

G - Worksheet – making nouns plural

E - **Singular / plural chain on Literacy 1 Thread**

Literacy 2 – Reading

LI – We can create split visualisers which show two sides of a character.



Before this lesson please read the Aliens Invaded my Talent Show extract in WB 8.2 - Learning Resources

M - Eric is Bananaman!

[Bananaman Cartoon Intro Opening Theme - YouTube](#) - you might want to view this video on a home device

A - Video – how to visualise the 2 sides of a character.

R - Inference – how do people see Eric at the moment?

G - Create a Character Visualiser which shows Eric

- How you imagine him to look
- His current personality as seen by his peers (a 0)
- how he wants to be seen by his friends (a 10)

E - Which Eric am I?

Share your Which Eric am I? on the Literacy 2 Thread on Teams, can you guess whether your classmates are Eric 0 or Eric 10.

Literacy 3 – Reading

LI – We can summarise the main points of a text.



Before this lesson please read the Aliens Invaded my Talent Show extract in WB 8.2 - Learning Resources

M – Roll and retell dice game.

A – Summary v Retell

R – Annotate Chapter & select important parts

G – Write & illustrate a chapter summary

E – **Share your “Summary in Seven” and “Next in Nine” to the Literacy 3 Thread on the Teams Page.**

Literacy 4 – Writing

LI – We can write about a time we felt excited.



M – Becoming an author, meet Matt Smith

A - Video – personal writing WAGOLL

R - Investigate ways to infer excitement

G - Write about a time you felt excited

E – Self Evaluation, Green & Pink

<p>Maths 1</p> <p>Addition <u>Learning Intention: I can add two numbers together in my head</u></p> <p>M – Four words that mean the same as add?</p> <p>A – Watch the video on mental addition strategies.</p> <p>R – Practice your addition bonds to 20.</p> <p>G – Choose your chilli challenge.</p> <p>E – Mrs Brown’s problem.</p> <p>Use the MATHS Core thread to share your work.</p>	<p>Maths 2</p> <p>Addition <u>Learning Intention: I can add on 1 and 10 to a 2, 3 or 4-digit number</u></p> <p>M – Write the next four numbers.</p> <p>A – Watch the video to learn how to add 1 and 10.</p> <p>R – Using place value counters answer the two questions.</p> <p>G – Choose your chilli challenge.</p> <p>E – Answer the true or false question.</p> <p>Use the MATHS Core thread to share your work.</p>	<p>Maths 3</p> <p>Addition <u>Learning Intention: I can add on 100 to a 2, 3, or 4 digit number</u></p> <p>M – Work out the missing numbers.</p> <p>A – Watch the video to learn how to add 100 or a multiple of 100.</p> <p>R – Answer 10 questions on Complete Maths.</p> <p>G – Choose your chilli challenge.</p> <p>E – Can you answer the 10 awesome reasons addition is important?</p> <p>Use the MATHS Core thread to share your work.</p>	<p>Maths 4</p> <p>Addition Problem Solving <u>Learning Intention: I can add two numbers together in my head</u></p> <p>M – Practice adding 1s, 10s and 100s.</p> <p>A – Watch the number talk video.</p> <p>R – Try your own number talk.</p> <p>G – Pick a number and try the challenge or try all three!</p> <p>E – Complete the weekly quiz on Complete Maths</p> <p>Use the MATHS Core thread to share your work.</p>
<p>HWB – Staying Safe Online 1</p> <p><u>LI – We are learning to understand that livestreaming can result in positive or negative attention.</u></p> <div data-bbox="219 995 490 1163" data-label="Image"> </div> <p>M – What do these 3 questions mean?</p> <p>A – Positive & negative attention</p> <p>R – Sorting interactions – positive or negative?</p> <p>G – Create an advice comic strip</p> <p>E – 3 Top tips for live streaming</p>	<p>HWB – Staying Safe Online 2</p> <p><u>LI – We are learning how to stay safe when playing games online.</u></p> <div data-bbox="685 975 1043 1155" data-label="Image"> </div> <p>M - Name the games</p> <p>A – Video – “Block him right good Alfie”</p> <p>R – Interpreting messages</p> <p>G – Kahoot! quiz</p> <p>E – Is your learning – dirt road, smooth road, motorway?</p>	<p>PE 1</p> <p>This week’s PE learning and challenge from Mr Stobie can be found here: https://edensidelearners.wordpress.com/</p> <p>Just follow the link and find the Just follow the link and find the post for P5, P6, P7 Week 5 – Lesson 1</p> <p>Please Use the PE thread on the HWB Channel to discuss the PE challenges and share how you are getting on.</p>	<p>PE 2</p> <p>This week’s PE learning and challenge from Mr Stobie can be found here: https://edensidelearners.wordpress.com/</p> <p>Just follow the link and find the Just follow the link and find the post for P5, P6, P7 Week 5 – Lesson 2</p> <p>Please Use the PE thread on the HWB Channel to discuss the PE challenges and share how you are getting on.</p>

IDL 1

LI – We can name and talk about about the Greek City-States.



M - Picture of Greece

R - Edinburgh v Kelso

A - video & information on City-States

G - Create a shield for your chosen City-State

E - Reasons for & against city-states

IDL 2

LI – We are learning about events in Alexander the Great's life.



M - Alexander the Great quotes

A - Alexander the Great videos, **you will need a home device to view these**

<https://www.youtube.com/watch?v=iwWbD7m28Ro>

<https://www.youtube.com/watch?v=BFGevZ0aCPo>

R - Recall facts

G - Create a WANTED poster

E - **Summarise learning from lesson in less than 100 characters, post on IDL 2 Thread.**

IDL 3

LI – We are developing our understanding of The Trojan War and why it is an important event in Greek History.



M - What is happening in this picture?

A - How might a battle help build a community?

R - How has fighting for a cause affected your relationships in the past?

G - Build your own Trojan Horse

E - Solve the #Hashtags

Share a picture of your Trojan Horse on the IDL 3 Thread. Give your classmates feedback on their horse and how it has been built.

IDL 4

LI - We are starting to develop an understand of what philosophy is and what philosophers do.

philosophy

M – Do you know these men?

A – Video – what is philosophy?

R – Answer philosophical questions, **we will discuss these in a live chat**

G – Ask a philosophical question

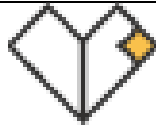
E – Something you've learned / something you'd like to learn more about

Share your question selfie to the IDL 4 Thread. Can you answer others' philosophical questions?

Other suggested learning opportunities:



Spelling - Spend time to work on your set of HFW, you will find your lists in your "personal file"



Reading Wise

Reading Wise - please let us know if you need a reminder of your login details



Reading for Enjoyment - Keep going with our FM reading challenge. Use the Teams chat to let us know if you are ready for a Bronze, Silver, Gold or Diamond Certificate. If you have read all the books you have at home, ask an adult to sign up for the free 30 day trial on to EPIC for some online texts. getepic.com



P5 - Mathletics

P6 - Complete Maths Times Tables

Take some time to look out your window and see if you can spot some of these garden birds. The RSPB website has lots of ideas for for identifying birds & feeding & attracting birds to the space around your house. [Fun Activities for Kids | Fun & Learning - The RSPB](#)

What did you see?

Can you find a way to make it easier for you to see about the highest number of each species that you see together at the same time? There is room below each bird's name for you to add your idea for doing this.

Black-headed gull	Woodpigeon	Carrion crow	Hooded crow
Coloured dove	Feral pigeon	Starling	House sparrow
Robin	Blackbird	Greenfinch	Chaffinch
Great tit	Song thrush	Pied wagtail	Wren
Coal tit	Blue tit	Duncock	Long-tailed tit
Magpie	Jackdaw	Your name _____	

For more information, visit rspb.org.uk/birds-and-wildlife



Loving Mr Stobie's challenges? Try out these workouts with Saffron & Adam Barker...

[Workout for kids | Celebrity workout with Saffron Barker - CBBC - BBC](#)

Live Chats

Mrs Ballantyne will be on Teams during the following times for 'live' discussions:

9.30 - 10.00am (Monday, Wednesday, Thursday, Friday)

1.00-1.30pm (Monday, Tuesday, Wednesday, Thursday)

Mrs Brown will be available on Teams on Tuesday Morning 9.30-10am