





## P5/6 Remote Learning – WB 1st March 2021

	<p>Hello and welcome to a new week of Remote Learning. This week we are celebrating World Book Day with activities on our grid, other learning opportunities and on our school FB page. <b>Start the week by sharing a reading selfie on our Literacy Channel :)</b></p> <ul style="list-style-type: none"> <li>• The Big Question we aim to answer this week is <b>“What role did the Gods have in Greek communities?”</b></li> <li>• In maths, we will work on <b>the column method of addition.</b></li> <li>• All of our literacy lessons this week are based on <b>reading and the joy of books!</b></li> <li>• We are continuing to <b>Be Kind</b> and thinking about the super learning power - <b>“asking questions.”</b></li> </ul>
<p><b>Getting Help</b></p> 	<p><b>Mrs Bryce and Mrs Ballantyne will host live sessions twice a day Monday-Thursday and once on a Friday:</b></p> <p>On our <b>9.30am morning sessions</b>, we will check in with each other then go over our “lessons for the day”, making links to previous work, looking at WAGOLs and setting plans for submission. You will have opportunities to ask questions and support one another. It would be useful if you had a chance to look at the lessons of the day before the meeting.</p> <p>Our <b>1.00pm afternoon sessions</b> will run like “learning surgeries.” We will aim to support you with any aspect of learning that you need, come along with a question or perhaps you can help others or listen to their questions in case it also helps you! We will also have time for some fun and games with your classmates 😊</p> <p>We know that everyone’s working patterns are different so although this new structure aims to support you to focus on 2 or 3 lessons a day, we know that sometime this won’t suit how you are doing your remote learning. We would still love you to join as many meetings as you can. The discussions will support you in the lessons, whenever you are tackling them.</p> <p>You are also welcome to ask for help on our Teams page, please add your questions to the ‘<i>Remote learning WB 1.3 questions</i>’ thread and one of your teachers or classmates can help you. Alternatively, you could email Mrs Bryce <a href="mailto:gw09brycesusan@glow.sch.uk">gw09brycesusan@glow.sch.uk</a> on <b>Monday, Tuesday or Wednesday</b> or Mrs Ballantyne <a href="mailto:gw17ballantyneanneli@glow.sch.uk">gw17ballantyneanneli@glow.sch.uk</a> on a <b>Thursday or Friday</b>. If there is a problem with your iPad, please contact the school.</p>
<p><b>Collaborating, Completing the tasks &amp; Sharing your Work with Us</b></p> 	<p>In the 2021 Remote Learning - WB 1.3 folder, there is a folder called “Personal Files”. If you open this, you will find a folder with your name on it containing all the lesson files you will need for the week. You can work on these and they will save the changes automatically. Any extra resources you need, that are described in the lesson, can be found in the “Learning Resources” file in the week WB 1.3 folder.</p> <p>The most simple way to complete your tasks is to edit the Word Lesson files saved in your “Personal File.” We also want to make sure that we maintain our skills in handwriting. To do this you might want to try to:</p> <ul style="list-style-type: none"> <li>• View the task online then write your work on paper and upload a photo to your Personal File</li> <li>• Print the task, write on your printed page then upload a photo to your Personal File</li> </ul> <p>So that we can find your work easily, it would be really helpful if you could rename your images eg. <b>IDL 1 photo</b></p> <p>Like the previous weeks, the chat space will be used to collaborate on tasks – Mrs Bryce &amp; Mrs Ballantyne will upload lesson threads for you to reply to when you have completed the lesson. Remember we have divided the page into channels, look for the correct Thread on the General, Literacy, Maths, IDL, HWB Channel.</p> <p>We’ll carry on using Complete Maths quizzes when you are directed to them on the maths lessons documents.</p>
<p><b>Feedback to move learning forward</b></p> 	<p>You will find your personal feedback from work submitted throughout WB 22.2 in your emails. This feedback will highlight work that is Green – good to be seen and highlight some pink – stop and think parts of your work.</p> <p>We will also give relevant whole class feedback when we are going over lessons of the day in our live sessions.</p>

This summary grid shows the 3 main components of each lesson:

- The Learning Intention
- The “Learn Section” where we provide you with input to help you learn, this could be a text, video or a multimedia file
- The “Task Section” where you get an opportunity to show us what you have learned.

All lessons have been saved into “Personal Files,” they can be edited and Word online will autosave as you work. Alternatively, you can do your task elsewhere and upload a picture into your personal file.

All learning materials mentioned in the lessons are uploaded onto the P5/6 Teams Page. You will find these in named folders for each lesson in *Files – 2021 Remote Learning – WB 1.3– Learning Materials*



Literacy 1 – Books we love



**LI: I can reflect on books I have read and create questions about them using Who, What, When, Where, How & Why starters.**

**Learn** - Teaching video which looks at why we celebrate World Book Day, challenges you to some book quiz questions then explores what makes a good quiz question.

<https://vimeo.com/515901438>

**Your Task** - Create 5 quiz questions on books you know and email them to Mrs Bryce by the end of Wednesday. These will be compiled to make the Big Book Quiz on Friday’s Live Session!

Literacy 2 – Books we love



**LI: I can learn about the Author David Walliams and adopt his style of writing to create texts of my own.**

**Learn** – David Walliams Authors Live Interview [David Walliams - Scottish Book Trust](#)

**Your Task** - Take inspiration from David Walliams & create your own character then write a story that you find funny, exciting or scary.

**Optional David Walliams Superfan quiz** in learning Resources file

Literacy 3 – Books we love



**LI: I can persuade others to read a book I have loved.**

**Learn** – Teaching video which explores book recommendations: why we use them and where to find them. It then goes on to introduce your task and provide you with a WAGOLL.

<https://vimeo.com/516153808>

**Your Task** - Create a written or recorded book recommendation to share with your class.

**Optional browse of children’s book review site** - [Children's Book Reviews | Topsta](#)

Literacy 4 – Books we love



**LI: I can create a “Vegetepal” that looks like a character from a book I have read and share stand out qualities about their personality.**

**Learn** – What is a Vegetepal? Guess the characters!

**Your Task** - Create your own Vegetepal of a character you know from a book & create an accompanying character profile. Share on your class Teams page.

Maths 1 - Addition

**LI: I can add two-digit numbers using column addition.**

**Learn** - Watch the video to introduce you to using the column method for written addition.

**Your Task** - Complete the chilli challenge for part 1 and try to complete the missing number challenges for part 2.

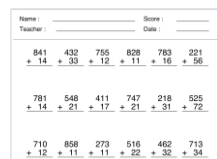


Maths 2 - Addition

**LI: I can add 2-digit and 3-digit numbers together using the column method of addition**

**Learn** - Watch the video to learn how to add 2-digit and 3-digit numbers together using the column method of addition.

**Your Task** Choose your challenge, complete the worksheet to practice using the column method of addition.



Maths 3 - Addition

**LI: I can work out missing numbers in three-digit addition.**

**Learn** - Watch the video to learn how to solve a missing number problem in column addition.

**Your Task** - Choose your challenge! **Complete questions 1-30 (page 1)** of the task sheet for your challenge. You may complete all 120 if you wish too!

**The weekly quiz in Complete Maths will go live on Thursday morning!**




Maths 4 – World Book Day Investigation

**LI: I can conduct a maths investigation on a book!**

**Learn** - Read the extract from *The Lion, The Witch and The Wardrobe*.

**Your Task** - Conduct an investigation on the text by completing part 1 then compare your findings to another text.

**Share your findings in the Math Channel, Thread – Maths 4 – World Book Day Investigation.**



HWB – Being kind to others



**LI: I am learning to understand that being unkind hurts ourselves and others**

**Learn** - What does kindness actually mean. Watch the video about the science of kindness and the video about the impact of kindness.

**Your Task** - Put what you have learned to the test by providing answers for the four scenarios.

HWB – Edenside Learner

**LI: I can generate my own thick and thin questions on an unfamiliar topic**



**Learn** – We are building on the skills we learned last week recognising the difference between a thick (fat) and thin question.

**Your Task - part 1** is to come up with two thick questions and two thin questions based on the content of the picture.

**Your Task - part 2** is to share the cover of your favourite book in the Teams thread and react with a thick question about a book cover of a classmate.

**Over the week, be the Questionator and try to ask at least one question in a live chat or on the Teams threads.**

PE 1 – Fitness with Mr Stobie

This week’s fitness learning and challenge from Mr Stobie can be found here:

<https://edensidelearners.wordpress.com/>

Just follow the link and find the Just follow the link and find the post for **P5, P6, P7 WB 1.3 – Lesson 1**

**Please Use the PE thread on the HWB Channel to discuss the PE challenges and share how you are getting on.**

PE 2 – Skill development with Mr Stobie

This week’s skill development learning and challenge from Mr Stobie can be found here:

<https://edensidelearners.wordpress.com/>

Just follow the link and find the Just follow the link and find the post for **P5, P6, P7 WB 1.3 – Lesson 2**

**Please Use the PE thread on the HWB Channel to discuss the PE challenges and share how you are getting on.**


### IDL 1 - The Greek Gods

#### LI: We are learning about the Ancient Greek Gods and Goddesses.


**Learn** – Who were the Ancient Greek Gods and Goddesses

**Your Task – part 1** – Use the clues in the text and the pictures to find which description goes with which God or Goddess.

**Your Task – part 2** - Create a TOP TRUMP card of your favourite God or Goddess.



Zeus



Poseidon



Ares

**A**  
The goddess of love and beauty. She is shown as a beautiful woman and often with her symbols, which include doves, apples, scallop shells and mirrors.

**B**  
The messenger of the gods. He was the fastest god and wore special winged shoes. He was also known to be a trickster among the gods.

**C**  
The god of the underworld. The brother of Zeus and Poseidon. He wore a helmet that could make him invisible and had a three-headed dog called Cerberus, who guarded the entrance to the underworld.

### IDL 2 - Mount Olympus

#### LI: I know what Mount Olympus is and what the myths are that surround it.

**Learn** – Watch the video to learn more about Mount Olympus.

**Your Task** – Use what you have learned and do some extra research online to find information about the real Mount Olympus and the mythical Mount Olympus.

Mount Olympus: The Great Palace Of The Gods - Greek Mythology Explained



### IDL 3 - Greek Mythology

#### LI: I am learning about an influential figure in Ancient Greek mythology.

**Learn** – We are gathering information about a very famous hero in Ancient Greek mythology, Hercules.

**Your Task** – part 1 – invent 12 creative new labours of love that Hercules could do if he were alive today.

**Your Task** – part 2 - Design a crown for Hercules and share your creation in the IDL thread.



### IDL 4 - **Second Level Challenge** - What Were Greek Temples Like?

#### LI: I am developing my understanding of Greek temples and can create my own temple in a way of my choosing.

**Learn** - Learn about Greek gods, temples, myths and culture while playing the Argo Odyssey game.

**Your Task** - Create your own Greek temple.



### Other suggested learning opportunities:



**Spelling** - Spend time to work on your set of HFW, you will find your lists in your “personal file”

#### Tune into these 2 live events for World Book Day Events (worldbookday.com)

Wednesday @ 10.30am

Friday @ 10.30am



#### Mark World Book Day with these additional activities:

- Create a setting from your favourite book. You could draw, paint, build, sculpt, programme to do this.
- Make yourself an origami bookmark to keep your place! [Easy Origami Bookmark Corner - How to make a Corner Bookmark DIY - Bing video](#) You will need to view this video on a home device.
- How well do you know your favourite book? Take a quiz to find out: [Quizzes | BookTrust](#)

## Live Chats

	<b>Monday</b>	<b>Tuesday</b>	<b>Wednesday</b>	<b>Thursday</b>	<b>Friday</b>
<b>9.30-10.00am</b> - checking in <b>Discussing &amp; setting lessons of the day</b>	Mrs Bryce <b>Lessons of the Day we will discuss:</b> -Literacy 1 (Book Quiz Questions) -Maths 4 (Skill builder) -IDL 1 (Mount Olympus)	Mrs Bryce <b>Lessons of the Day we will discuss:</b> -Literacy 2 -Maths 1 (Column Addition) -IDL 2 (Greek Gods)	Mrs Bryce <b>Lessons of the Day we will discuss:</b> -Literacy 3 -HWB 2 (Edenside Learner) -IDL 3 (Greek Mythology)	Mrs Ballantyne <b>Lessons of the Day we will discuss:</b> - Literacy 4 (Vegetepals) - Maths 2 (Column Addition) -IDL 4 (Greek Temples) <b>Share Solutions - Maths 1 Problem Solving</b>	Mrs Ballantyne <b>Lessons of the Day we will discuss:</b> -Maths 3 (column addition) -HWB 1 (Core) <b>World Book Day -BIG BOOK QUIZ</b>
<b>1.00-1.30pm</b> -'Learning surgery' - fun & games	Mrs Bryce	Mrs Bryce <b>World Book Day -Share a Story (look out on Teams for an opportunity to choose the text)</b>	Mrs Bryce	Mrs Ballantyne <b>World Book Day - Share a Story (look out on Teams for an opportunity to choose the text)</b>	-