








## Home Learning Grid Week beginning 8 February 2021

<p>Literacy 1</p>  <p>Enjoy our daily story with one of our 'Special Ladies' on the Nursery Facebook page.</p> <p>After you have listened, can you retell the story to a parent or grandparent?</p>	<p>Literacy 2</p>  <p>Can you create your name or a design using collage materials? Cut some different coloured paper or tissue paper to make your colourful creation.</p>	<p>Literacy 3</p>  <p>Can you play a game of eye-spy with a parent or sibling? Think about what colour the object is or what sound it begins with. You could do this indoors or out.</p>	<p>Literacy 4</p> <p>Can you create some jazzy salt dough letters? Ask an adult to help you make the salt dough. You could make the letters in your name!</p> <p><a href="https://www.goodto.com/family/things-to-do/homemade-salt-dough-recipe-289200#:~:text=Pre%20heat%20the%20oven%20to%20140%20C%20Add,sticky%20that%20it%20comes%20off%20on%20your%20fingers.">https://www.goodto.com/family/things-to-do/homemade-salt-dough-recipe-289200#:~:text=Pre%20heat%20the%20oven%20to%20140%20C%20Add,sticky%20that%20it%20comes%20off%20on%20your%20fingers.</a></p> <p>Before making your creations use the dough to do a dough dance and sing along with this jungle song.</p> <p><a href="https://www.youtube.com/watch?v=o9D5IfqZF3o">https://www.youtube.com/watch?v=o9D5IfqZF3o</a></p>
<p>Maths 1                      Shape</p>  <p>Create some shapes using paper or card and place them on the floor. Put your favourite song on to have a dance. When the music stops jump, hop or skip to the shape that a sibling or grown up has said. You could take turns to pick the shape.</p> <p>Have some fun learning your shapes with this shape song.</p> <p><a href="https://www.youtube.com/watch?v=mAE79M9ICbg">https://www.youtube.com/watch?v=mAE79M9ICbg</a></p>	<p>Maths 2                      Number</p>  <p>Cut out circles of paper, putting a numeral (1-10) on each. Can you stack the pancakes in order onto a plate? Start with 1, then add 2 and keep going.</p> <p>You could even decorate them with fruit or chocolate chips drawing the correct amount of items on each.</p> <p>This pancake song might give you some ideas about what to put on your pancakes.</p> <p><a href="https://www.youtube.com/watch?v=XDSDaFhOuo4">https://www.youtube.com/watch?v=XDSDaFhOuo4</a></p>	<p>Maths 3                      Positional language</p>  <p>Using some of your toys practice with an obstacle course indoors or outdoors. Can you move above, under, over, behind and next to your toy? You could take turns at giving instructions.</p> <p>Can you help to find the monkey in this song?</p> <p><a href="https://www.youtube.com/watch?v=idJYhGyWTU">https://www.youtube.com/watch?v=idJYhGyWTU</a></p>	<p>Maths 4                      Number</p>  <p>Can you make a large number on a piece of paper? Using paint can you follow the outline of each one? You could do this with numbers 0-5 or 0-10 to create your own wonderful number line!</p> <p>Here are some fun number songs to sing and dance to</p> <p><a href="https://www.youtube.com/watch?v=V_lgJGbbqWE">https://www.youtube.com/watch?v=V_lgJGbbqWE</a></p>

## H & WB Core



Can you go on a hunt in your house and find the items on the scavenger hunt? The link below will allow you to see the grid in a larger format.

<https://i.pinimg.com/originals/4f/02/b0/4f02b01af683bd9965a56a063b0b1ebe.png?epik=dj0yJnU9YnBIMVRLcHRLM0tzLWRxQnVycnlZUUeZa1pqMmFVZTcmcD0wJm49R1FOVTIfMzZld0F2MEJQd21yeXhVQSZ0PUFBQUFBROFXMXZF>

## Edenside Learners



Draw a picture of something that makes you feel happy, excited or hopeful and place it in a container or jar to be safe. When you feel sad or unhappy you can

look at your picture and think of all the things that make you happy. You could ask your family to add to it. They could draw or write down their thoughts. Use some collage material to decorate your box to make it extra special.

This is the first of 2 PE challenges from Mr Stobie for you to enjoy!

<https://edensidelearners.wordpress.com>

Just follow the link and find the post for Nursery & P1 – wc 8<sup>th</sup> Feb - Lesson 1

This is the second of 2 PE challenges from Mr Stobie for you to enjoy this week!

<https://edensidelearners.wordpress.com>

Just follow the link and find the post for Nursery & P1 – wc 8<sup>th</sup> Feb - Lesson 2

## IDL 1

Watch this Fireman Sam episode.


<https://www.youtube.com/watch?v=UGNw8yQBEN0>



Now have a look at some house hold items with your grown up. Can you tell your grown up what is safe to touch and what is not?

## IDL 2

Can you draw round your foot or paint it and then create a police car? Or maybe a fire engine like Fireman Sam's from yesterday's video?



## IDL 3

Watch this Woolly and Tigg episode to find out more about how to keep safe.

[https://www.youtube.com/watch?v=7A\\_xTHicdds](https://www.youtube.com/watch?v=7A_xTHicdds)



Can you make a fire fighter picture? Give it a spin and watch the fire fighter put out the fire.

<https://members.10minutesofqualitytime.com/product/fireman-putting-out-fire-optical-illusion-craft/?epik=dj0yJnU9S3dkbGNnMmMtZG5ndGU0cFFTcmtZZk91bHN3NmxRUTYmcD0wJm49WHJwSzhTeE9VNxzTNUYzTE9LdVN4USZ0PUFBQUFBROFaV3Bj>

## IDL 4



Can you make some cupcakes and decorate them with coloured icing to make your very own fire cake?

<https://realfood.tesco.com/recipes/vanilla-cupcakes.html>