








P5/6 Home Learning – January 2021 - an audio version of this information is available on our Teams Page, in the January Home Learning File

	<p>Hello P5/6, we hope you all had a lovely holiday with your family and welcome back to the start of term 3. We will start the term with some more learning at home. This is not the start of the year we hoped for but are thankful to have our iPads to help us learn and keep in touch with each other. 😊 On the next page you will find the learning grid with 16 lessons we have planned for you for this week. As originally planned, we are going to be working on The Heart of Scotland for our IDL, with links to Scots language and Scottish Poetry for our literacy work. We will be working on place value in number.</p> <p>We know and understand that the home learning experience will be different for you all but hope that these lessons will be manageable, fun and help you make the next steps in your learning.</p>
<p>Getting Help</p> 	<p>Mrs Ballantyne will be hosting live sessions twice a day Monday-Thursday and once on a Friday. This will give you a chance to ask questions, discuss some of the work you have completed or ask for some help if you are finding something difficult to understand. You will find times for these sessions at the bottom of the learning grid. You are also welcome to ask for help on our Teams page, please add your questions to the '<i>Home learning week 1 questions</i>' thread and one of your teachers or classmates can help you.</p>
<p>Completing the tasks</p> 	<p>How you choose to complete your tasks is up to you. You could:</p> <ul style="list-style-type: none">• View the task online then write your work on paper and upload a photo• Print the task, write on your printed page then upload a photo• Download the task, use Word on your ipad to type your work and then upload your work (see video in Team File)
<p>Sharing your Work with Us</p> 	<p>We will be sharing our learning using the P5/6 Team page we already have up and running 😊 The chat space will be used to collaborate on tasks – Mrs Bryce & Mrs Ballantyne will start threads for you to reply to. Remember everyone's working patterns will be different and you can choose when and in which order to complete the tasks, please don't worry if others are commenting under a thread for a task you have not started yet. You can comment at any time over the week. In the 'files' section there is a folder called 'January Home Learning'. In the Week 1 folder you will find all of your lessons and learning materials you will need, there is a folder for each lesson. REMEMBER you need to download & save a file onto your ipad or icloud before you edit it. Here you will also find a folder named "Upload your work". Please upload completed pieces of work into your named file.</p> <p>Maths lessons will be found in the same place, most work will be submitted through Complete Maths as you are used to. Remember to use the reflections section to let us know how you feel about your learning, particularly if there was a part of the work you struggled with.</p>
<p>Feedback to move learning forward</p> 	<p>On a Sunday or Monday, Mrs Bryce will look through the work in your file and save some personal feedback into your file. We will also share some Whole Class feedback on the teams page – reviewing things that have went well and areas that we will continue to support you with.</p>

P5/6 learning grid– week commencing 11th January 2021

This summary grid shows learners the intended key learning of each lesson and how they should share their work. All learning materials & lessons are uploaded onto the P5/6 Teams Page. You will find these in named folders for each lesson in *Files – January Home Learning – Week 1 – Learning Materials*

<p>Literacy 1 – Grammar <u>Scots - begin a glossary of Scots Words & Phrases</u> Let's use our Teams page to "give one, get one" with our classmates. Reply to the Scots Glossary thread to share some words you know (remember to include the word type and meaning). Take some ideas from your peers to add to your own glossary.</p>	<p>Literacy 2 – Reading <u>Scots Poetry - "Ferm Toun"</u> <u>Metalinguistics - working out the meaning of unknown words</u> Upload your completed work into your file in the 'Upload your Work' folder on Teams.</p>	<p>Literacy 3 – Reading <u>Scots Poetry - "Street Talk"</u> <u>Visualisation - Character Profile</u> Upload your completed work into your file in the 'Upload your Work' folder on Teams.</p>	<p>Literacy 4 – Writing <u>Investigating & Creating Comic Strips</u>  Please upload a photo of your finished Comic Strip into your file in the 'Upload your Work' folder on Teams.</p>
<p>Maths 1 <u>Pre-assessment</u> Reviewing what we know about Place Value In Complete Maths you will find this week's assessment on place value.</p>	<p>Maths 2 <u>Reading Numbers up to 1000</u> Identifying ones, tens, hundreds and thousands in written figures. Upload your completed 'Chilly Pepper worksheet' into your file in the 'Upload your Work' folder in Teams</p>	<p>Maths 3 <u>Writing Numbers up to 1000</u> Practise writing numbers in digits and in words. Upload your completed 'Number Writing worksheet' into your file in the 'Upload your Work' folder in Team</p>	<p>Maths 4 <u>Partitioning in hundreds, tens and ones</u> Partitioning: splitting 3-digit numbers into parts. In Complete Maths complete the weekly quiz, this will only become available to you on Thursday and will remain on your home page until you complete it.</p>
<p>H&WB Core <u>Skipper – Look on the Bright Side</u> Dealing with Change & Helpful Thinking</p>	<p>Edenside Learners <u>Ozzie Organiser</u> Home Learning - Organising your time </p>	<p>PE 1 <u>PE with Mr Stobie</u> This week's PE learning and challenge from Mr Stobie can be found here www.edensidelearners.wordpress.com Just follow the link and find the lesson for Monday 11th January.</p>	<p>PE 2 <u>Active Times Tables</u> Share your ideas on our Teams page by replying to the PE 2 thread.</p>

<p>IDL 1 <u>Prior Knowledge – Our Country</u> Reply to the IDL 1 thread on our Teams page to share some facts you already know about our country and its geographical features.</p>	<p>IDL 2 <u>Where in Scotland? Mapping Task</u> Upload your completed work into your file in the 'Upload your Work' folder on Teams.</p>	<p>IDL 3 <u>Identifying & Describing Scotland's Regions</u> Reply to the IDL 3 Thread on the class Team to challenge your classmates to work out your region.</p>	<p>IDL 4 <u>Scotland's Cities - Research & Create</u> This is an extended task Upload your completed work into your file in the 'Upload your Work' folder on Teams.</p>
--	---	--	--

Other suggested learning opportunities:

- Spelling - Spend time over the next 3 weeks to work on your next set of HFW, you will find your lists and instructions in the "learning resources" file on our Teams page
- Reading Wise - please let us know if you need a reminder of your login details
- <https://www.yumpu.com/en/document/read/64733435/the-laddie-the-mowdie-the-tod-and-the-cuddie-extract> this is a lovely adaptation of The Boy, The Mole, The Fox & the Horse that you may enjoy reading. Lots of Scots words to learn and some lovely messages.
- Reading for Enjoyment - Keep going with our FM reading challenge. Use the Teams chat to let us know if you are ready for a Bronze, Silver, Gold or Diamond Certificate. If you have read all the books you have at home, ask an adult to sign up for the free 30 day trial on to EPIC for some online texts. getepic.com
- Complete Maths Times tables – Sharpen your recall of table facts using the times table function on complete Maths
- Athletics – P5s will have new tasks assigned to them, we'll upload any certificates into your personal file on Teams. Remember we're aiming for 1000 points a week.

Live Chats

Mrs Ballantyne will be available on Teams during the following times for 'live' discussions:

9.30 - 10.00am (Monday, Wednesday, Thursday, Friday)

1.00-1.30pm (Monday, Tuesday, Wednesday, Thursday)

Mrs Brown will be available on Teams on Tuesday Morning 9.30-10am