






P5/6 Home Learning – WB 1st February 2021 - an audio version of this information is on Teams- in the 2021 Home Learning File, Week 4

	<p>Welcome to Week 4 of Home Learning 😊</p> <ul style="list-style-type: none"> • This week we are leaving the ‘Heart of Scotland’ and flying back in time and further South to learn about the “Ancient Greeks”. Our Big question we aim to answer this week is “What is a Community?” We will begin to investigate when the Ancient Greeks ruled, who the Ancient Greeks were and what life was like within their community. • In maths, we will continue to challenge our understanding of place value. • For our literacy, we will be delving into a new book: Kid Normal by Greg James & Chris Smith. We will use chapters of this book to investigate themes and to visualise our thoughts on the main character. Kid Normal will also inspire some creative writing. • As we are often using digital devices to support our Home Learning, we will think about keeping ourselves safe & healthy by beginning a unit of work on online safety.
<p>Getting Help</p> 	<p>Mrs Ballantyne will continue to host live sessions twice a day Monday-Thursday and once on a Friday. This will give you a chance to ask questions, discuss some of the work you have completed or ask for some help if you are finding something difficult to understand. You will find times for these sessions at the bottom of the learning grid.</p> <p>Our morning sessions are particularly important because, as well as giving us a chance to socialise, they will also be used for Mrs Ballantyne to share information which will benefit you all, eg discussing the whole class feedback, going over expectations for the week’s lessons or troubleshooting problems which have arisen. If possible, we would like you all to attend these. Our afternoon sessions will be less formal and will be a chance to catch up at the end of the day.</p> <p>You are also welcome to ask for help on our Teams page, please add your questions to the ‘<i>Home learning week 4 questions</i>’ thread and one of your teachers or classmates can help you. Alternatively, you could email gw09brycesusan@glow.sch.uk , gw17ballantyneanneli@glow.sch.uk . If there is a problem with your iPad, please contact the school.</p>
<p>Collaborating, Completing the tasks & Sharing your Work with Us</p>  	<p>In the 2021 Home Learning - Week 4 folder, there is a folder called “Personal Files”. If you open this, you will find a folder with your name on it containing all the lesson files you will need for the week. You can work on these and they will save the changes automatically. (This system has replaced the Upload your Work files.) Any extra resources you need, that are described in the lesson, can be found in the “Learning Resources” file in the week 4 folder.</p> <p>The most simple way to complete your tasks is to edit the Word Lesson files saved in your “Personal File.” you might also want to try to:</p> <ul style="list-style-type: none"> • View the task online then write your work on paper and upload a photo to your Personal File • Print the task, write on your printed page then upload a photo to your Personal File <p>So that we can find your work easily, it would be really helpful if you could rename your images eg. IDL 1 photo</p> <p>Like the previous weeks, the chat space will be used to collaborate on tasks – Mrs Bryce & Mrs Ballantyne will upload lesson threads for you to reply to when you have completed the lesson. Remember we have divided the page into channels, look for the correct Thread on the General, Literacy, Maths, IDL, HWB Channel.</p> <p>We’ll carry on using Complete Maths quizzes when you are directed to them on the maths lessons documents.</p>
<p>Feedback to move learning forward</p> 	<p>You will find some Whole Class Feedback on the Teams page, reflecting on what went well during week 3 and giving you some advice on next steps. Your personal feedback has been emailed to you.</p> <p>Mrs Bryce will give & email feedback on some of the work saved in your “Personal File” at the end of the week.</p>

This summary grid shows learners the Learning Intention of each lesson. Our lessons make explicit the activities for each of the 5 elements of the MARGE method of Lesson Planning to ensure we are LEARNING and not just doing: Motivate, Attend, Relate, Generate, Evaluate. **Opportunities to collaborate and share work on chat Threads on the class Team page are included in the grid.**

All lessons have been saved into to the learners’ “Personal Files” to be edited, word online will autosave as they work. All learning materials mentioned in the lessons are uploaded onto the P5/6 Teams Page. You will find these in named folders for each lesson in *Files – 2021 Home Learning – Week 4 – Learning Materials*

How will we plan for learning not just doing?



Motivate	Pose a question, provide a hook
Attend	Quality input on content to be learnt
Relate	Activate / ensure prior knowledge
Generate	High-quality but accessible tasks
Evaluate	Timely feedback on learning, 'quizzing'

Literacy 1 – Grammar

LI – We are learning to use verbs and adverbs to add more detail to our writing.



M - What is a verb

A - The use of adverbs

<https://www.youtube.com/watch?v=c05dNgwXYks> This video could be viewed on a home device

R - Show what you Know!


G - Cloze Procedure

E - Adverb Charades

Thumbs up the Literacy 1 Thread if you'd like to have a go of acting out a "Adverb Charade" on a live meeting!

Literacy 2 – Reading

LI – We can identify themes that the author want us to think about and consider how they may affect our lives.



Read Chapter 1 of **Kid Normal**

(in Learning Resources File, there is also a link to free audio book)

M - Match the Theme

A - Study a Theme Visualiser

R - Inference – finding evidence to support inferences

G - Being a child can be tough – completing a Visualiser

E - Prediction

Reply to the Literacy 2 Thread to share your prediction.

Literacy 3 – Reading

LI – We can create a character profiles to show our reflections on a character's appearance and personality.



Read Chapter 3 of **Kid Normal**

(in Learning Resources File, there is also a link to free audio book)

M – Character adjectives wordsearch

A – Video – how to create a character profile

R – Inference – interpreting clues from chapter 1

G – Create a character profile

E - Prediction

Literacy 4 – Writing

LI – We can create and describe our own Superhero characters.



M - Super powers - Would you rather?



A - Video Link – how to create a character.

R – Plan out a Superhero character.

G – Write a descriptive paragraph.

E – Create a Superhero catchphrase.

Reply to the Literacy 4 Thread to share what your chosen superpower would be and why.

<p>Maths 1</p> <p><u>LI: I am learning to solve number problems</u></p> <p>M – Write the inverse</p> <p>A – Watch the video on Number Fact Families</p> <p>R – Practice your fact family skills</p> <p>G – Chilli Challenge</p> <p>E – Problem Solving</p> <p>Use the MATHS Core thread to share your work.</p>	<p>Maths 2</p> <p><u>LI: I can change real life problems into number problems</u></p> <p>M - How can a rucksack help me to solve a word problem?</p> <p>A – Read through the examples using RUCSAC</p> <p>R – Try using RUCSAC on a problem</p> <p>G – Chilli Challenge</p> <p>E – Create your own problem</p> <p>Use the MATHS Core thread to share your work.</p>	<p>Maths 3</p> <p><u>LI: I can solve a real-life problem</u></p> <p>M – When have number skills helped you solve a problem?</p> <p>A – Examples of real-life problem solving</p> <p>R – Answer the questions</p> <p>G – Chilli Challenge</p> <p>E – Try the example questions</p> <p>Use the MATHS Core thread to share your work.</p>	<p>Maths 4</p> <p><u>LI: I can use my place value knowledge to share information about a given number</u></p> <p>M – Play a game</p> <p>A – Real life numbers hunt</p> <p>R – Answer the question <i>Why do we need to know about place value?</i> on the task sharing page</p> <p>G – Chilli Challenge</p> <p>E – Complete the weekly quiz in Complete Maths.</p> <p>Use the MATHS Core thread to share your work.</p>
<p>HWB – Staying Safe Online 1</p> <p>LI – We are learning to understand the importance of being kind and using our words wisely online.</p>  <p>M – What is kindness?</p> <p>A - Watch Video - “Block him right good Alfie”</p> <p>R – Reflection questions</p> <p>G – 3 Activities</p> <p>E - Use the HWB 1 Thread to share a way that you can be kind online.</p>	<p>HWB – Staying Safe Online 2</p> <p>LI – We are learning how to share photos and videos safely when we are online.</p>  <p>M - Safety Top Tips</p> <p>A – Watch Video - “Who’s Magnus”</p> <p>R – Reflection questions</p> <p>G – Clips Poster – Posting Pictures</p> <p>E – Kahoot! Challenge</p>	<p>PE 1</p> <p>This week’s PE learning and challenge from Mr Stobie can be found here: https://edensidelearners.wordpress.com/</p> <p>Just follow the link and find the Just follow the link and find the post for P5, P6, P7 Week 4 – Lesson 1</p> <p>Please Use the PE thread on the HWB Channel to discuss the PE challenges and share how you are getting on.</p>	<p>PE 2</p> <p>This week’s PE learning and challenge from Mr Stobie can be found here: https://edensidelearners.wordpress.com/</p> <p>Just follow the link and find the Just follow the link and find the post for P5, P6, P7 Week 4 – Lesson 2</p> <p>Please Use the PE thread on the HWB Channel to discuss the PE challenges and share how you are getting on.</p>

IDL 1
LI – We know what a community is and which communities we are part of.



<https://www.youtube.com/watch?v=IGC0zXgRNJQ> this video may be useful if you have a home device with access to YouTube.

M - Mr Bewsey Community Song
A - What is a community?
R - What communities are you a part of?
G - Community Paper Chains
E - What similarities might you find between the Ancient Greek community and yours?
Use the IDL 1 Thread to view the Community Song video and to share your Paper Chains.

IDL 2
LI – We are learning about the geographical features of Greece.



<https://www.youtube.com/watch?v=ba72QbpUxUE>

<https://www.youtube.com/watch?v=bP5qJRMbNtc> these videos will be useful if you have a home device with access to YouTube.

M - Prior Knowledge about Greece
A - Information on Greece
R - Mark Up Greek map
G - Create Poster or Fact file
E - 3,2,1 Summary

IDL 3
LI – We can research and identify key events in world history, accurately placing the Ancient Greeks on the timeline.



M - Name 5 historical events
A - Interpreting a Timeline of World History
R - Mind map – The Ancient Greeks
G - Placing Important Dates on a Timeline
E - True or False Quiz

IDL 4
LI: We can recognise events that happened in the past and put them into chronological order, in a timeline.

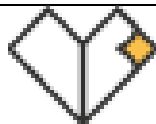


M - What did the Greeks do for us?
A - Let's remind ourselves, how do we make a timeline?
R - Can you make a quick personal timeline with 2 or 3 events before you were born and 2 or 3 after you were born?!
G - Make a timeline of Ancient Greece
E - Answer the questions

Other suggested learning opportunities:



Spelling - Spend time to work on your set of HFW, you will find your lists in your "personal file"



Reading Wise

Reading Wise - please let us know if you need a reminder of your login details



Reading for Enjoyment - Keep going with our FM reading challenge. Use the Teams chat to let us know if you are ready for a Bronze, Silver, Gold or Diamond Certificate. If you have read all the books you have at home, ask an adult to sign up for the free 30 day trial on to EPIC for some online texts. getepic.com



P6 - Complete Maths Times Tables
- Mathletics

P5

[Cookalong Videos](#) | [How To Cook](#) | [Parent Club](#) (you will need to view these videos on a home device that can access YouTube

Can you take responsibility for or help someone prepare a meal for this week. There are lots of simple cook-along videos on this site. Just pause the videos after each step! **Post your creations on the Thread on the HWB Channel.**



Have a Google then start a Doodle in the style of a famous abstract artist.

Hirya of Kirit 1862 - 1944	Wassily Kandinsky 1866 - 1944	Paul Klee 1879 - 1940	Pablo Picasso 1881 - 1973	Jean Miro 1893 - 1993

©teachinginteachbar

Live Chats

Mrs Ballantyne will be on Teams during the following times for 'live' discussions:

9.30 - 10.00am (Monday, Wednesday, Thursday, Friday)

1.00-1.30pm (Monday, Tuesday, Wednesday, Thursday)

Mrs Brown will be available on Teams on Tuesday Morning 9.30-10am