





P5/6 Home Learning – January 2021 - an audio version of this information is available on our Teams Page- in the January Home Learning File, Week 2

<p>Hello Again</p>	<p>Welcome to Week 2 of Home Learning. We are so proud of how you have adapted to this new way of working. Last week was full of technical challenges which were very frustrating for us all, but you impressed us with your ability to persevere and support each other. Skipper would have been very proud!</p>
<p>Getting Help</p> 	<p>Mrs Ballantyne will continue to host live sessions twice a day Monday-Thursday and once on a Friday. This will give you a chance to ask questions, discuss some of the work you have completed or ask for some help if you are finding something difficult to understand. You will find times for these sessions at the bottom of the learning grid.</p> <p>Our morning sessions are particularly important because, as well as giving us a chance to socialise, they will also be used for Mrs Ballantyne to share information which will benefit you all, eg discussing the whole class feedback, going over expectations for the week's lessons or troubleshooting problems which have arisen. If possible, we would like you all to attend these. Our afternoon sessions will be less formal and will be a chance to catch up at the end of the day.</p> <p>You are also welcome to ask for help on our Teams page, please add your questions to the '<i>Home learning week 2 questions</i>' thread and one of your teachers or classmates can help you.</p>
<p>Completing the tasks</p> 	<p>The most simple way to complete your tasks is to download each lesson and save it to your ipad. When you are finished you can upload the word document into your own folder in the "upload your work" file in Teams. Please see video in the January Home Learning folder if you are unsure of how to do this. You could also:</p> <ul style="list-style-type: none"> • View the task online then write your work on paper and upload a photo • Print the task, write on your printed page then upload a photo
<p>Collaborating & Sharing your Work with Us</p> 	<p>Like last week, the chat space will be used to collaborate on tasks – Mrs Bryce & Mrs Ballantyne will add lesson threads for you to reply to when you have completed the lesson. Remember we have divided the page into channels for this week. Look for the correct Thread on the General, Literacy, Maths, IDL, HWB Channel.</p> <p>In the 'files' section there is a folder called 'January Home Learning'. In the Week 2 folder you will find all of your lessons and learning materials you will need, there is a folder for each lesson. REMEMBER you need to download & save a file onto your ipad before you edit it. You will also get an email with an attachment of each lesson file which you can save and edit!</p> <p>In the Week 2 folder, you will also find a folder named "Upload your work", please upload completed pieces of work into your named file. There are "How to" videos in the January Home Learning Folder.</p> <p>We'll carry on using Complete Maths quizzes when you are directed to it on the maths lessons documents.</p>
<p>Feedback to move learning forward</p> 	<p>Mrs Bryce has shared some whole class Feedback on the Teams page, reflecting on what went well during week 1 and giving you some advice on next steps. You will find a feedback file in own named folder in the week 1 "Upload your Work" file with some personal feedback on your work from the week. If you don't understand or wish to discuss your feedback further please email gw09brycesusan@glow.sch.uk.</p> <p>Remember to upload your work into your Week 2 "Upload your Work" folder so that Mrs Bryce can give you feedback on Sunday.</p>

P5/6 learning grid– week commencing 18th January 2021

This summary grid shows learners the Learning Intention of each lesson and how they should share their work with us, whether this be through replying to a Team Thread or uploading a file to their folder in the “Upload your Work” folder in team files. Our IDL & Maths lessons make explicit the activities for each of the 5 elements of the MARGE method of Lesson Planning to ensure we are LEARNING and not just doing: Motivate, Attend, Relate, Generate, Evaluate.

All learning materials & lessons are uploaded onto the P5/6 Teams Page. You will find these in named folders for each lesson in *Files – January Home Learning – Week 2 – Learning Materials*

How will we plan for learning not just doing?



Motivate
Attend
Relate
Generate
Evaluate

Pose a question, provide a hook
Quality input on content to be learnt
Activate / ensure prior knowledge
High-quality but accessible tasks
Timely feedback on learning, ‘quizzing’

Literacy 1 – Phonics

LI – WALT split a word into phonemes by Diacritically Marking Scots words.



Please use the “Answers” video in the Literacy 1 file to mark your own work then save your work to your ‘Upload your work’ folder on Teams.

Literacy 2 – Reading

LI – We can identify What A Good One Looks Like when performing a poem.



A Youtube video which would be helpful:

<https://youtu.be/RvV23xoZRkl>

Reply to the Literacy 2 thread on our Teams page to share the Success Criteria you came up with. What does an excellent Poetry Performance need?

Literacy 3 – Reading

LI – We can work out the meaning of unknown words and create a visualiser to show our understanding of a Scots Poem.






Upload your completed work into your file in the ‘Upload your Work’ folder on Teams.

Literacy 4 – Writing

LI – WALT Create Cinquain Poems.



Upload your completed work into your file in the ‘Upload your Work’ folder on Teams.

<p>Maths 1 LI: I can compare three-digit numbers Motivate – Watch the hungry alligator video. Attend – Watch the video on comparing numbers. Relate – Create your own < or > alligator. Generate – Complete the worksheet. Evaluate – Answer the probing question.</p>	<p>Maths 2 LI: I can apply my place value knowledge to solve problems Motivate – Warming up question. Attend – Look back. Relate – Try the challenge. Generate – Complete 4 riddles. Evaluate – Answer the question who is right.</p>	<p>Maths 3 LI: I can arrange 3-digit numbers in ascending or descending order Motivate – Define ascending and descending using the pictures. Attend – Watch the video on ordering numbers Relate – Practice your skills on the game. Generate – Complete the worksheet. Evaluate – Answer the probing question.</p>	<p>Maths 4 LI: I can solve problems mentally Motivate – Choose to add or deduct Attend – Watch the video on finding the missing number. Relate – Try to understand the trick. Generate – Complete the worksheet. Evaluate – Complete the weekly quiz. In Complete Maths complete the weekly quiz, this will only become available to you on Thursday and will remain on your home page until you complete it.</p>
<p>H&WB Core <u>LI - We understand that the way we think can affect the way we feel.</u></p>  <p>Upload your completed work into your file in the 'Upload your Work' folder on Teams.</p>	<p>Edenside Learners <u>LI – We can organise our workspace to give us the best possible environment for Home Learning.</u></p>  <p>Use the Edenside Learner thread on the teams page to share a selfie of yourself in your workspace. Share 1 positive thing about your workspace and something that can be challenging and how you overcome it.</p>	<p>PE 1 <u>LI – We are developing our Hand-Eye Coordination.</u> This week's PE learning and challenge from Mr Stobie can be found here www.edensidelearners.wordpress.com Just follow the link and find the lesson for Monday 18th January.</p>	<p>PE 2 <u>LI – We are learning to Juggle!</u></p>  <p>This lesson will require the use of a home device that has access to YouTube – 1st link Indoor Sock Challenge - Introduction - YouTube</p> <p>Reply to PE 2 thread to share how you are getting on in the challenge, share top tips and, if you like, a video of you achieving a new juggling skill, remember to tell us which level & skill you were attempting.</p>

IDL 1

LI – We can name some of Scotland’s Lochs & Rivers and place them on a map.



M= True or False Quiz

A= Watch video to extract information from a map

R= What is the difference between a river and a Loch?

G= mark rivers & lochs on blank map
E= generate 3 questions to challenge classmates & family

Upload your completed work into your file in the ‘Upload your Work’ folder on Teams.

IDL 2

LI – We can identify features of Scotland’s Beaches.



M= Caribbean or Scotland? Game

A= Read article on shared website

R= Scottish Beach Mindmap

G= Use “Clips” to create Poster

E= Exit Pass

Upload your completed work & Beach Poster into your file in the ‘Upload your Work’ folder on Teams.

IDL 3

LI – We can name Scotland’s most famous Mountains and order them by height.



M= Virtual Munro Challenge

A= Read article on shared website

R= List Scottish Mountains you know

G= Order Scottish Mountains by height

E= Which Scottish Mountain would you like to climb & why?

Share your personal “bag a virtual Munro” challenge on IDL 3 thread on the Teams page

Upload your completed work into your file in the ‘Upload your Work’ folder on Teams.

IDL 4

LI – We can recognise and understand the features of the Forth Rail Bridge.



M= Build a bridge challenge

A= Information: Cantilever Bridges

R= What makes the Forth Rail Bridge Successful?

G= <https://youtu.be/G6TPowZU-QQ> use this video to draw the Forth Rail Bridge

E= Peer Assessment

Share your picture to IDL 4 Thread on Teams Page or upload to the your own file, use Success Criteria to help you to give feedback to others

Other suggested learning opportunities:

- Spelling - Spend time to work on your next set of HFW, you will find your lists and instructions in the “learning resources” file on our Teams page
- Reading Wise - please let us know if you need a reminder of your login details
- [Roald Dahl Day with Matthew Fitt - Scottish Book Trust](#) This Author’s Live events features Matthew Fitt who has translated lots of well loved stories into Scots. This video hears about his love of Scots language and him discussing the work he did to translate some Roald Dahl novels. This is a great opportunity to here and see Scots Language performances.
- Reading for Enjoyment - Keep going with our FM reading challenge. Use the Teams chat to let us know if you are ready for a Bronze, Silver, Gold or Diamond Certificate. If you have read all the books you have at home, ask an adult to sign up for the free 30 day trial on to EPIC for some online texts. [getepic.com](https://www.getepic.com)
- Complete Maths Times Tables – Sharpen your recall of table facts using the times table function on complete Maths
- Athletics – P5s will have new tasks assigned to them, we’ll upload any certificates into your personal file on Teams. Remember we’re aiming for 1000 points a week.

Live Chats

Mrs Ballantyne will be on Teams during the following times for ‘live’ discussions:

9.30 - 10.00am (Monday, Wednesday, Thursday, Friday)

1.00-1.30pm (Monday, Tuesday, Wednesday, Thursday)

Mrs Brown will be available on Teams on Tuesday Morning 9.30-10am