






P5/6 Home Learning – WB 25th January 2021 - an audio version of this information is on Teams- in the January Home Learning File, Week 3

<p>Hello Again</p> 	<p>Welcome to Week 3 of Home Learning. Hopefully, most of you are getting into the swing of Home Learning and are finding a way to make it work for you! We've really enjoyed seeing your posts on the Teams page threads and, of course, seeing you in Live Chats. Please check your emails, you should have an audio file of Feedback from week 2. This week will be our final week studying the "Heart of Scotland" topic. Let's go!</p>
<p>Getting Help</p> 	<p>Mrs Ballantyne will continue to host live sessions twice a day Monday-Thursday and once on a Friday. This will give you a chance to ask questions, discuss some of the work you have completed or ask for some help if you are finding something difficult to understand. You will find times for these sessions at the bottom of the learning grid.</p> <p>Our morning sessions are particularly important because, as well as giving us a chance to socialise, they will also be used for Mrs Ballantyne to share information which will benefit you all, eg discussing the whole class feedback, going over expectations for the week's lessons or troubleshooting problems which have arisen. If possible, we would like you all to attend these. Our afternoon sessions will be less formal and will be a chance to catch up at the end of the day.</p> <p>You are also welcome to ask for help on our Teams page, please add your questions to the 'Home learning week 3 questions' thread and one of your teachers or classmates can help you. Alternatively, you could email gw09brycesusan@glow.sch.uk , gw17ballantyneanneli@glow.sch.uk . If there is a problem with your iPad, please contact the school.</p>
<p>Collaborating, Completing the tasks & Sharing your Work with Us</p>  	<p>We know that finding, saving, editing & uploading work has been challenging over the last two weeks. We have a new system to make things easier for you. In the January Home Learning - Week 3 folder, there is a new folder called "Personal Files". If you open this, you will find a folder with your name on it containing all the lesson files you will need. You can work on these and they will save the changes automatically. (This system will replace the Upload your Work files.) Any extra resources you need, that are described in the lesson, can be found in the "Learning Resources" file.</p> <p>The most simple way to complete your tasks is to edit the Word Lesson files saved in your "Personal File." You might also want to try to:</p> <ul style="list-style-type: none"> • View the task online then write your work on paper and upload a photo to your Personal File • Print the task, write on your printed page then upload a photo to your Personal File <p>Like the previous weeks, the chat space will be used to collaborate on tasks – Mrs Bryce & Mrs Ballantyne will upload lesson threads for you to reply to when you have completed the lesson. Remember we have divided the page into channels, look for the correct Thread on the General, Literacy, Maths, IDL, HWB Channel. We'll carry on using Complete Maths quizzes when you are directed to them on the maths lessons documents.</p>
<p>Feedback to move learning forward</p> 	<p>You will find some whole class Feedback on the Teams page, reflecting on what went well during week 2 and giving you some advice on next steps. Your personal feedback has been emailed to you. Mrs Bryce will give feedback on everything saved in your "Personal File" at the end of the week.</p>

This summary grid shows learners the Learning Intention of each lesson. Our lessons make explicit the activities for each of the 5 elements of the MARGE method of Lesson Planning to ensure we are LEARNING and not just doing: Motivate, Attend, Relate, Generate, Evaluate. **Opportunities to collaborate and share work on chat Threads on the class Team page are included in the grid.**

All lessons have been saved into to the learners' "Personal Files" to be edited, word online will autosave as they work. All learning materials mentioned in the lessons are uploaded onto the P5/6 Teams Page. You will find these in named folders for each lesson in *Files – January Home Learning – Week 3 – Learning Materials*

How will we plan for learning not just doing?



Pose a question, provide a hook
Quality input on content to be learnt
Activate / ensure prior knowledge
High-quality but accessible tasks
Timely feedback on learning, 'quizzing'

Literacy 1 – Grammar
LI – WALT build increasingly complex sentences using Scots Language.



- M= Comparing detail in sentences
- A= Video to model uplevelling sentences
- R= Sorting words into type categories
- G= Uplevel sentences
- E= Illustrate a chosen sentence

Literacy 2 – Reading
LI – We can perform a Scots poem, using our voice & bodies to read with expression.



- M= Scots Performance Video
 - A= Video link to model planning out and carrying out a performance
 - R= Annotate chosen poem
 - G= Perform and record
 - E= Self Assessment / Peer Assessment
- Reply to the Literacy 2 thread to share your video with us if you are happy to do so.**

Literacy 3 – Reading
LI – We can create a visualiser to show our understanding of a text.





- M –Translated Books
- A – Adjectives to describe characters
- R – Sorting Adjectives
- G – Create a Character Profile
- E - Cloze Procedure

Literacy 4 – Writing
LI – WALT write persuasively.



- M - How would you use persuasion?
 - A - Video link to power point presentation on persuasive devices
 - R – Using Alliteration
 - G – Blog Post - 5 reasons to visit Scotland.
 - E - Persuasive Devices checklist
- Reply to the Literacy 4 Thread to share your headings for your article, remember to use alliteration.**

<p>Maths 1 LI: I can use representations to estimate numbers</p> <p>M - Estimating numbers using a number line A - Using a number line from 0 to 1000 R - Practise placing a 3-digit number on a number line G - Complete the number challenge E - Estimate the numbers</p> <p>Use the MATHS Core thread to share your work.</p>	<p>Maths 2 LI: I can solve a variety of maths problems by using a bar model</p> <p>M - Sometimes, Always, Never? A - using Bar Models to solve real life problems R - Subtraction Grids Game G - Practise Problem Solving with Bar Models E - Real-life situation challenge</p> <p>Use the MATHS Core thread to share your work.</p>	<p>Maths 3 LI: I can tell which problems need pencil and paper and which ones do not</p> <p>M - Which one doesn't belong and why? A - Understanding the question R - Mental Maths Challenge cards G - Mental Maths Challenge E - Stretch your brain</p> <p>Use the MATHS Core thread to share your work.</p>	<p>Maths 4 LI: I can change a simple word problem and re-write it as a calculation</p> <p>M - Place Value in Real Life A - Kilometre question R - Missing Numbers Writing Word Problem G - In Complete Maths complete the weekly quiz, which will come available on Thursday and will remain on your home page until you complete it. E - Check the answers from the quiz</p> <p>Use the MATHS Core thread to share your work.</p>
<p>H&WB Core LI – I am learning to develop a positive mindset by focusing on things I am grateful for.</p>  <p>M – Definition of Gratitude A- Read article on “Positive Vibes” R – Write a private list of things to be grateful for G – Use clips to create a labelled picture of something you are grateful for E- Share your thoughts on the Teams Thread</p> <p>Use the HWB Core thread to share something you are grateful for.</p>	<p>Edenside Learners LI – I can use a calendar to organise my time.</p>  <p>M - Calendar hunting A – Video on using calendars R – What information might you include on your own calendar? G – Fill in Feb 2021 calendar E – Why are calendars useful?</p>	<p>PE 1 This week’s PE learning and challenge from Mr Stobie can be found here: https://edensidelearners.wordpress.com/ Just follow the link and find the post for P5, P6, P7 Week 3 – Lesson 1 Please Use the PE thread on the HWB Channel to discuss the PE challenges and share how you are getting on.</p>	<p>PE 2 This week’s PE learning and challenge from Mr Stobie can be found here: https://edensidelearners.wordpress.com/ Just follow the link and find the post for P5, P6, P7 Week 3 – Lesson 2 Please Use the PE thread on the HWB Channel to discuss the PE challenges and share how you are getting on.</p>

IDL 1

LI – We can identify & discuss Scottish landmarks.



M= Landmark Picture Quiz

A= Top 20 Attractions

R= Plot Scottish Landmarks on Map

G= Create a family quiz

E= Timed Challenge - How many Scottish Landmarks can you name?

IDL 2

LI – We can research & present information on one of Scotland's top tourist attractions.



M= What would you want to know?

A= Studying Infographics

R= Research Tourist Attraction

G= Create Infographic

E= Evaluating the use of Infographics

IDL 3

LI – We can use Imovie to create a trailer advertising Scotland.



M= Different Ways to market Scotland

A= Watch video – how to create a trailer

R= Thinking back to book trailer – list top tips

G= Create a trailer

E= Self Evaluation

IDL 4

LI: We can create filters to capture images that represent Scotland.



M= Studying images

A= Watch video – How to create your own filters.

R= Identify Positive and negative consequences of filters

G= Make your own filter and create an iconic Scottish image

E= How can filters make images more interesting?

Share your image to the IDL 4 Thread on Teams Page.

Other suggested learning opportunities:

- Spelling - Spend time to work on your set of HFW, you will find your lists in your “personal file” and instructions in the “learning resources” file on our Teams page
- Reading Wise - please let us know if you need a reminder of your login details
- Reading for Enjoyment - Keep going with our FM reading challenge. Use the Teams chat to let us know if you are ready for a Bronze, Silver, Gold or Diamond Certificate. If you have read all the books you have at home, ask an adult to sign up for the free 30 day trial on to EPIC for some online texts. [getepic.com](https://www.getepic.com)
- Complete Maths Times Tables – Sharpen your recall of table facts using the times table function on complete Maths
- Athletics – P5s will have new tasks assigned to them, we’ll upload any certificates into your personal file on Teams. Remember we’re aiming for 1000 points a week.
- Helping out at home – with everyone at home, there will be more cooking, cleaning and jobs needing done around the house. Can you take responsibility for something to help the family?
- A great Music activity for Burns Day – Monday 25th January

https://drive.google.com/file/d/1_SkBRudTjvnURpizYqtT8KsEG8hGtf4T/view?usp=drivesdk

- I know we have some avid Lego builders in the class and loved the look of this challenge. I’ll set up a thread on the HWB channel where you can share your creations:

Live Chats

Mrs Ballantyne will be on Teams during the following times for ‘live’ discussions:

9.30 - 10.00am (Monday, Wednesday, Thursday, Friday)

1.00-1.30pm (Monday, Tuesday, Wednesday, Thursday)

Mrs Brown will be available on Teams on Tuesday Morning 9.30-10am

30 Day LEGO Challenge						
Follow the instructions for each day. The only rule is to have fun and use your imagination!						
Day 1	Day 2	Day 3	Day 4	Day 5	Day 6	Day 7
You were hired by an amusement park to create a new roller coaster.	NASA needs you to build a new rocket.	Your parents want to build a new home and they want you to build it.	Hollywood hires you to build a movie set for a new Star Wars movie.			
Day 8	Day 9	Day 10	Day 11	Day 12	Day 13	Day 14
You enter a contest to build the world's tallest tower. Will you win?	You are stuck on Mars and need to build a new ship to get home.	Rod hires you to create the toughest pick up truck in the world.	You and 4 friends are stranded on an island. Build a boat to find a way home.	Captain Hook needs a new pirate ship and wants you to build it.	You and your friends decide to build a tree house.	Prince Charming hires you to build a castle for him & Cinderella.
Day 15	Day 16	Day 17	Day 18	Day 19	Day 20	Day 21
Dr. Who hires you to build a new TARDIS.	You are asked by the President to build a new monument to George Washington.	Mr. Hilton hires you to build a new hotel.	There is a troupe in town. Build a place for the performance.	Help your fellow pioneers build a wagon to make it across the country.	Build the fastest car around and join the big car race.	Do you wanna build a snowman? Get in the winter mood and build a snow scene.
Day 22	Day 23	Day 24	Day 25	Day 26	Day 27	Day 28
The city wants you to build a bridge to connect one side of the town to the other.	Please party! It is up to you to make a pizza for all the guests.	You are hired to build a brand new hospital.	The fence is broke and the dog keeps escaping. Build one he can't get out of.	You are now in medieval times. You are commissioned to build a jousting arena.	The local bank keeps getting robbed. Build a safe no one can crack.	Design and build your dream bedroom.
Day 29	Day 30	Day 31	What was your favorite day?			
You are elected ruler. Build a flag for your land.	Aliens are invading and you need to build a war robot to defeat them.	The aliens have taken over. They are impressed by your robot. They want you build one for them.	You are hired to build a house entirely out of yellow Legos.	There is blizzard. You will need to build a snowmobile.		