


## P4C Home Learning Week 2

### Some important information:

-  This symbol means that there is more information (including videos and worksheets) saved in our Teams files.
- Please upload work to the relevant folder on our Teams page (Files > Pupils Work > Folder)
- Your child does not need to do every numeracy task on this grid, only the work for their group.
- If you have any technical issues, please contact the school office.

### Teams meetings:

Teams meetings will continue to be held daily. These are an opportunity to ask questions about the learning and will be live video chat or by 'text chat' on the 'Posts' in Teams.

### **Mon-Thurs**









9:00-9:30 am - this is a more formal meeting where we will talk about the day ahead and share any information. We would recommend attendance at this meeting.






3:00-3:30 pm – this is a more informal check in.

### **Fri**

9:00-9:30 am

## P4C Home Learning Grid – Week 2

<p style="text-align: center;"><u>Reading</u> </p> <p><u>Scots Poetry</u> Read 'The Crocodile' (or listen to Miss Cowan reading it) and read the word guide. Imagine the person telling the poem is you. Draw a picture of you meeting the crocodile. Write speech bubbles to show what you said to the crocodile and what it said back.</p> <p><u>Readingwise</u> Continue with 20 – 30 minutes of Readingwise a day.</p>	<p style="text-align: center;"><u>Writing</u> </p> <p>For this week's writing, I would like you to imagine you are visiting one of the sights in the 'Take a Tour of Scotland' folder on our Teams page.</p> <p><b>Beginning</b> – Where are you? Why are you there? Add detail and description. <b>Middle</b> – What problem happens that is strange or unexpected? How do you feel? <b>End</b> – How is your problem solved? How do you feel about it?</p> <p>Remember to look at our <b>writing checklist</b>.</p>	<p style="text-align: center;"><u>Spelling Strategies</u> </p> <ul style="list-style-type: none"> <li>○ Look for your new spelling lists (Funky Phonemes or Super Sounders).</li> <li>○ Watch the PowerPoint explaining the spelling strategies. Can you use these to help you remember your words?</li> <li>○ Choose tasks from the practise cards and do 10 minutes practise every day.</li> </ul>	<p style="text-align: center;"><u>Scots Poetry Performance</u> </p> <p>Continue to work on your Scots poetry performance that you started last week.</p> <p>Please upload your performances to our Teams page by Friday 22<sup>nd</sup> January.</p>
<p style="text-align: center;"><u>Numeracy – Day 1</u> </p>	<p style="text-align: center;"><u>Numeracy – Day 2</u> </p>	<p style="text-align: center;"><u>Numeracy – Day 3</u> </p>	<p style="text-align: center;"><u>Time – Quarter Past and Quarter To</u> </p>
<p><u>Cubes</u></p> <ul style="list-style-type: none"> <li>○ Watch the video on our Teams page about non-canonical numbers.</li> <li>○ Complete Cubes Day 1 task</li> </ul>	<p><u>Cubes</u></p> <ul style="list-style-type: none"> <li>○ Look at the Cubes Day 2 Powerpoint on Teams and complete the Day 2 task.</li> </ul>	<p><u>Cubes</u></p> <ul style="list-style-type: none"> <li>○ Complete Cubes Day 3 Task</li> <li>○ iPad game – multiplication on Topmarks Hit the Button</li> </ul>	<p>Watch the video on the BBC Bitesize page <a href="https://www.bbc.co.uk/bitesize/articles/zn9k3j6">https://www.bbc.co.uk/bitesize/articles/zn9k3j6</a></p> <p>Complete the worksheet on our Teams page.</p>
<p><u>Cones</u></p> <ul style="list-style-type: none"> <li>○ Watch this video <a href="https://www.bbc.co.uk/teach/class-clips-video/maths-ks1--ks2-how-to-use-arrays-to-multiply/zrks382">https://www.bbc.co.uk/teach/class-clips-video/maths-ks1--ks2-how-to-use-arrays-to-multiply/zrks382</a></li> <li>○ Complete Array worksheet</li> </ul>	<p><u>Cones</u></p> <ul style="list-style-type: none"> <li>○ Complete the Array Match Up worksheet</li> <li>○ Follow this link and do the activity. <a href="https://www.scootle.edu.au/ec/viewing/L106/index.html#">https://www.scootle.edu.au/ec/viewing/L106/index.html#</a></li> </ul>	<p><u>Cones</u></p> <ul style="list-style-type: none"> <li>○ Complete the Cones Day 3 Array Task</li> <li>○ iPad game – multiplication on Topmarks Hit the Button</li> </ul>	
<p><u>Cylinders</u></p> <ul style="list-style-type: none"> <li>○ Watch this video <a href="https://www.bbc.co.uk/bitesize/articles/zfxtnrd">https://www.bbc.co.uk/bitesize/articles/zfxtnrd</a></li> <li>○ Play Doggy Division <a href="https://www.ictgames.com/mobilePage/doggyDivision/index.html">https://www.ictgames.com/mobilePage/doggyDivision/index.html</a></li> </ul>	<p><u>Cylinders</u></p> <ul style="list-style-type: none"> <li>○ Complete the Division by Sharing worksheet</li> </ul>	<p><u>Cylinders</u></p> <ul style="list-style-type: none"> <li>○ Complete Division Worksheet 2</li> <li>○ iPad game – Doggy Division</li> </ul>	

<p><b><u>Skipper's Helpful Thinking Helmet</u></b></p> <p>Make a helpful thinking helmet – you can be as creative as you like with this. You can make it out of paper or use a hat.</p> <p>This helmet helps us to ask these three questions and can protect us from unhelpful thinking.</p> <p style="text-align: center;">Is this thought true? Is this thought helpful? Is this thought kind?</p> <p>You will need your helpful thinking helmet for our activity next week.</p>	<p><b><u>Ozzie Organiser</u></b> </p> <p>Ozzie is an Edenside Learner Superhero that we haven't met yet. His skills will be really helpful to you when you are learning at home.</p> <p>Watch Ozzie's video where he shares his top tips for being organised.</p> <p>What sorts of things would Ozzie say? Draw a picture of Ozzie and surround him with phrases he would say.</p>	<p><b><u>PE</u></b></p> <p>This week's PE learning and challenge from Mr Stobie can be found here <a href="http://www.edensidelearners.wordpress.com">www.edensidelearners.wordpress.com</a>. Just follow the link and find the lesson for Monday 18th January.</p>	<p><b><u>Joe Wicks – Live PE</u></b></p> <p>PE with Joe sessions will be available on Joe Wicks' official YouTube channel at 9am, going live on Mondays, Wednesdays and Fridays. The first 2021 PE with Joe session is available on Monday, January 11<sup>th</sup> 2021. Each video will last 20 minutes and be streamed live with no need for any specialist space or equipment.</p>
<p><b><u>What are Scottish traditions?</u></b> </p> <p>This week's big question is 'What are Scottish traditions?'</p> <p>Scotland has special traditions that go back for hundreds of years. They are special to Scotland and make our country unique.</p> <p>Miss Cowan has asked two questions in a post on our Teams page. These are:</p> <ul style="list-style-type: none"> <li>○ What Scottish traditions do you know?</li> <li>○ Have you taken part in any celebrations?</li> </ul> <p>Type a reply with your answer.</p>	<p><b><u>Scottish Traditions</u></b> </p> <p>Watch the video 'Scottish Traditions' on our Teams page.</p> <p>We will look at:</p> <ul style="list-style-type: none"> <li>○ Tartan and kilts</li> <li>○ Bagpipes</li> <li>○ Ceilidhs</li> <li>○ Highland games</li> <li>○ Days of celebration</li> </ul> <p>Find out more about <b>two</b> of these traditions using the resources on our Teams page.</p>	<p><b><u>Create a Poster</u></b> </p> <p>Create an informative poster for one of the traditions from the video on our Teams page.</p> <p>Remember you can highlight text and tap 'speak' to hear the words.</p> <p>Your poster must:</p> <ul style="list-style-type: none"> <li>○ Be about <b>one</b> tradition</li> <li>○ Include at least 3 facts</li> <li>○ Include 2 pictures</li> <li>○ Be interesting to look at</li> </ul>	<p><b><u>Take a Tour of Scotland</u></b> </p> <p>One thing that makes Scotland special is the beautiful landscapes and views that can be seen.</p> <p>Look at the PowerPoint presentation and listen to the facts about Scotland.</p> <p>Think about where you would like to go the most out of these places and tell me 3 reasons why you have chosen that place.</p>