


P4/5 Home Learning Week 2

Some important information:

-  This symbol means that there is more information (including videos and worksheets) saved in our Teams files.
- Please upload work to the relevant folder on our Teams page (Files > Pupils Work > Folder)
- Your child does not need to do every numeracy task on this grid, only the work for their group.
- If you have any technical issues, please contact the school office.

Teams meetings:

Teams meetings will continue to be held daily. These are an opportunity to ask questions about the learning and will be live video chat or by 'text chat' on the 'Posts' in Teams.

Mon-Thurs









9:00-9:30 am - this is a more formal meeting where we will talk about the day ahead and share any information. We would recommend attendance at this meeting.


3:00-3:30 pm – this is a more informal check in.

Fri

9:00-9:30 am

P4/5 Home Learning Grid – Week 2

<p style="text-align: center;"><u>Reading</u> </p> <p><u>Scots Poetry</u> Read 'The Crocodile' (or listen to Miss Cowan reading it) and read the word guide. Imagine the person telling the poem is you. Draw a picture of you meeting the crocodile. Write speech bubbles to show what you said to the crocodile and what it said back.</p> <p><u>Readingwise</u> Continue with 20 – 30 minutes of Readingwise a day.</p>	<p style="text-align: center;"><u>Writing</u> </p> <p>For this week's writing, I would like you to imagine you are visiting one of the sights in the 'Take a Tour of Scotland' folder on our Teams page.</p> <p>Beginning – Where are you? Why are you there? Add detail and description. Middle – What problem happens that is strange or unexpected? How do you feel? End – How is your problem solved? How do you feel about it?</p> <p>Remember to look at our writing checklist.</p>	<p style="text-align: center;"><u>Spelling Strategies</u> </p> <ul style="list-style-type: none"> ○ Look for your new spelling lists (Funky Phonemes or Super Sounders). ○ Watch the PowerPoint explaining the spelling strategies. Can you use these to help you remember your words? ○ Choose tasks from the practise cards and do 10 minutes practise every day. 	<p style="text-align: center;"><u>Scots Poetry Performance</u> </p> <p>Continue to work on your Scots poetry performance that you started last week.</p> <p>Please upload your performances to our Teams page by Friday 22nd January.</p>
<p style="text-align: center;"><u>Numeracy – Day 1</u> </p> <p><u>Purples</u></p> <ul style="list-style-type: none"> ○ Watch the video with Mrs Pearce to practise : Sequencing numbers from 40-50, counting in 2s, counting items in two collections, missing number problems ○ Make your numeral cards at home ○ Follow this link to practise counting in 2s https://www.topmarks.co.uk/ordering-and-sequencing/caterpillar-ordering ○ 	<p style="text-align: center;"><u>Numeracy – Day 2</u> </p> <p><u>Purples</u></p> <ul style="list-style-type: none"> ○ Watch the video with Mrs Pearce to practise: sequencing 50-60, counting in 2s, Number before and after, missing number problems. ○ Follow this link to practise sequencing within 100 https://www.topmarks.co.uk/ordering-and-sequencing/chinese-dragon-ordering ○ Listen to this catchy Counting in 2s song https://www.youtube.com/watch?v=eTCcqQxT5Gk 	<p style="text-align: center;"><u>Numeracy – Day 3</u> </p> <p><u>Purples</u></p> <ul style="list-style-type: none"> ○ Watch the video with Mrs Pearce to practise: sequencing 60-70, Number Before and After, counting in 2s, missing number problems and Removed item problems ○ Play this game to practise working out which numerals are missing from the hundred square https://www.topmarks.co.uk/learning-to-count/paint-the-squares Select 1-100 and then select 'lines'. 	<p style="text-align: center;"><u>Time – Quarter Past and Quarter To</u> </p> <p>Watch the video on the BBC Bitesize page https://www.bbc.co.uk/bitesize/articles/n9k3j6</p> <p>Complete the worksheet on our Teams page.</p>
<p><u>Reds</u></p>	<p><u>Reds</u></p>	<p><u>Reds</u></p>	

<ul style="list-style-type: none"> ○ Watch this video https://www.bbc.co.uk/bitesize/articles/zfxtnrd Play Doggy Division https://www.ictgames.com/mobilePage/doggyDivision/index.html 	<ul style="list-style-type: none"> ○ Complete the Division by Sharing worksheet 	<ul style="list-style-type: none"> ○ Complete Division Worksheet 2 ○ iPad game – Doggy Division 	
<p><u>Greens</u></p> <ul style="list-style-type: none"> ○ Watch the video on our Teams page about non-canonical numbers. ○ Complete Cubes Day 1 task 	<p><u>Greens</u></p> <p>Look at the Cubes Day 2 Powerpoint on Teams and complete the Day 2 task.</p>	<p><u>Greens</u></p> <ul style="list-style-type: none"> ○ Complete Cubes Day 3 Task ○ iPad game – multiplication on Topmarks Hit the Button 	
<p><u>Blues</u></p> <ul style="list-style-type: none"> ○ Login to Complete Maths to complete Pre-Assessment for Stage 2 (approximately 45 minutes). These assessments will inform your next scheme of work. 	<p><u>Blues</u></p> <ul style="list-style-type: none"> ○ Watch Mrs Pearce’s Counting on to find a Missing Number (part 1) video ○ Complete Missing Addend sheet 	<p><u>Blues</u></p> <ul style="list-style-type: none"> ○ Watch Mrs Pearce’s Counting on to find a Missing Number (part 2) video ○ Complete Missing Subtrahend sheet 	
<p><u>Skipper’s Helpful Thinking Helmet</u> Make a helpful thinking helmet – you can be as creative as you like with this. You can make it out of paper or use a hat.</p> <p>This helmet helps us to ask these three questions and can protect us from unhelpful thinking.</p> <p style="text-align: center;">Is this thought true? Is this thought helpful? Is this thought kind?</p> <p>You will need your helpful thinking helmet for our activity next week.</p>	<p style="text-align: center;"><u>Ozzie Organiser</u> </p> <p>Ozzie is an Edenside Learner Superhero that we haven’t met yet. His skills will be really helpful to you when you are learning at home.</p> <p>Watch Ozzie’s video where he shares his top tips for being organised.</p> <p>What sorts of things would Ozzie say? Draw a picture of Ozzie and surround him with phrases he would say.</p>	<p style="text-align: center;"><u>PE</u></p> <p>This week’s PE learning and challenge from Mr Stobie can be found here www.edensidelearners.wordpress.com. Just follow the link and find the lesson for Monday 18th January.</p>	<p style="text-align: center;"><u>Joe Wicks – Live PE</u></p> <p>PE with Joe sessions will be available on Joe Wicks’ official YouTube channel at 9am, going live on Mondays, Wednesdays and Fridays. The first 2021 PE with Joe session is available on Monday, January 11th 2021. Each video will last 20 minutes and be streamed live with no need for any specialist space or equipment.</p>

What are Scottish traditions?

This week's big question is 'What are Scottish traditions?'

Scotland has special traditions that go back for hundreds of years. They are special to Scotland and make our country unique.

Mr Featherington has asked two questions in a post on our Teams page. These are:

- What Scottish traditions do you know?
- Have you taken part in any celebrations?

Type a reply with your answer.

Scottish Traditions

Watch the video 'Scottish Traditions' on our Teams page.

We will look at:

- Tartan and kilts
- Bagpipes
- Ceilidhs
- Highland games
- Days of celebration

Find out more about **two** of these traditions using the resources on our Teams page.

Create a Poster

Create an informative poster for one of the traditions from the video on our Teams page.

Remember you can highlight text and tap 'speak' to hear the words.

Your poster must:

- Be about **one** tradition
- Include at least 3 facts
- Include 2 pictures
- Be interesting to look at

Take a Tour of Scotland

One thing that makes Scotland special is the beautiful landscapes and views that can be seen.

Look at the PowerPoint presentation and listen to the facts about Scotland.

Think about where you would like to go the most out of these places and tell me 3 reasons why you have chosen that place.