

P2WB – w/c 25th of January 2021 – BIG question is: How is Scotland Unique?

Phonics 1	Common Words 2	Poetry 3	Writing 4
<p>We are learning to use the sounds we know to help us to spell new/unfamiliar words.</p> <p>-This week we will focus on a new sound, 'ea'.</p> <p>-We already know the 'ee' sound but this is another way of spelling the same sound.</p> <p>-Watch and join in with the 2 lesson introduction videos on our Facebook page.</p> <p>-Now watch the video below to practise sounding out lots of 'ea' words:</p> <p>https://www.youtube.com/watch?v=slnWlrjBpig</p> <p>-Complete as many of the tasks below as you can using the sheets attached at the bottom of this document.</p> <ul style="list-style-type: none"> • 'ea' - handwriting sheet • 'ea' - finish and read the words • Word Maker - 'ea' words <p><u>Extension</u></p> <p>Write as many 'ea' words as you can in a tray of:</p> <ul style="list-style-type: none"> • Sugar/salt • Flour • Lentils • Shaving foam 	<p>We are learning to spell the most commonly used words correctly.</p> <p>This week we have some new common words to learn:</p> <p>each, ask, year, eat</p> <p>-Write each word using 'Look, Say, Cover, Write, Check using the sheet attached to the bottom of this document.</p> <p>-Try to put each common word into a sentence of your own.</p> <p>Make sure each sentence:</p> <ul style="list-style-type: none"> • Has a capital letter at the start • Has a full stop at the end • Has finger spaces between words • A joining word (and or because) <p>e.g.</p> <p>We got one sweet <u>each</u> because we had been good.</p> <p>I forgot to <u>ask</u> for a spoon and a napkin.</p> <p>Next <u>year</u> I want to get a dog and a cat.</p> <p>I like to <u>eat</u> peaches because they are yummy!</p> <p>*The common word sheets attached at the end of this document can be used to help with this.</p> <p>-Give yourself a green dot if you've achieved something in the list above and a pink dot if you have not ('pink stop and think').</p> <p>What were you most successful at?</p> <p>What would you do next time to improve your sentences?</p>	<p>We are learning to identify the main ideas of a text.</p> <p>-</p> <p>Listen to the video of the Scots poem, 'A Dug, a Dug' by Bill Keys which is on our Facebook page.</p> <p>-What is the boy asking his daddy for?</p> <p>-What kind of dog does the boy want?</p> <p>-Where does the boy say they can get a dog from? Can you find out what the letters stand for?</p> <p>-What does the boy say he will do to look after the dog?</p> <p>-Does his daddy agree to get him a dog?</p> <p>-Can you think of a time when you have persuaded someone at home to get you something?</p> <p>-Can you guess what these Scots words from the poem mean?</p> <ul style="list-style-type: none"> • broon • flerr • oot • ower • doon <p>-Talk about this with an adult</p> <p>*You can listen to the video/pause the video as many times as you need to.</p> <p>*Answers will be given at the end of the week on our Facebook page.</p>	<p>We are learning to form letters correctly.</p> <p>-This week I would really like you to focus on forming your letters correctly and presenting your work neatly.</p> <p>-To be successful you need to:</p> <ul style="list-style-type: none"> • Use a sharp pencil • Start in the correct place when you write each letter • Position each letter correctly on the line • Check that each letter is the correct way round (not backwards) <p>-In school we talk about letters:</p> <ul style="list-style-type: none"> • Touching the sky • Sitting on the grass • Digging underground <p>-Look at the alphabet strip attached to remind yourself of this.</p> <p>-Can you point out each type of letter?</p> <div style="text-align: center; border: 1px solid black; padding: 2px; margin: 10px 0;"> <p style="font-size: small;">My alphabet strip</p> <p style="font-size: x-small; margin: 0;">Aa Bb Cc Dd Ee Ff Gg Hh Ii Jj Kk Ll Mm Nn Oo Pp Qq Rr Ss Tt Uu Vv Ww Xx Yy Zz</p> </div> <p>-Practise forming your letters correctly using this web site:</p> <p>https://www.doorwayonline.org.uk/activities/letterformation/</p> <p>-Begin by choosing the 'Follow' option, then move on to 'Free draw'.</p> <p>-Now copy the alphabet on to lined paper (upper and lowercase) using the attached alphabet strip to help you.</p> <p>-What letters were you most successful at?</p> <p>-What letters do you need to practise?</p>

Numeracy 5

We are learning to describe arrays.

Watch the, 'Describing Arrays' numeracy video on our Facebook page.

Task one:

Make an array 3x2 (3 columns and 2 rows) using coins of the same size or raisins.

How many equal groups can you make?
Can you do this in a different way now?

Make an array 5x2 (5 columns and 2 rows) using coins of the same size or raisins.

How many equal groups can you make?
Can you do this in a different way now?

Task 2

Look at this example below:


Complete the sentences.

There are 2 apples in each row.

There are 3 rows.

2 + 2 + 2 = 6

There are 6 apples altogether.



Now complete the problem solving sheet attached.

Numeracy 6

We are learning to be able to count in 2s, 3s, 5s and 10s.

-Being able to count in 2s,3s,5s and 10s helps us to learn to multiply and divide.

-It also helps when counting money.

-Join in with this song to revise counting in 2s, 5s and 10s:

<https://www.youtube.com/watch?v=p2NYeVU-Me4>

-Now re-visit the song from last week to give yourself some more practise at counting in 3s.

Up to 30/60

<https://www.youtube.com/watch?v=pkcIJn5HrMI&list=PL-hG-mrdMb4NG8b7EBQCvgXVXxVNIqk&index=3>

-Complete the counting in 3s cut and stick ordering activity (attached).

Counting in 3s

3			
	24		
			45

33	21	39	9	27	12
42	6	36	15	30	18

Did you manage to put the numbers in the correct order?

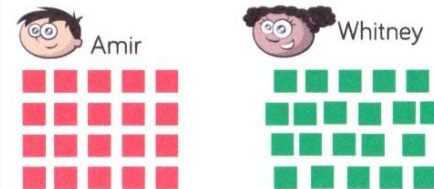
Extension

-What will the next 3 numbers be if you keep counting in 3s? Can you go even further?

Numeracy 7


We are learning to use our numeracy skills to help us to solve problems.

Amir and Whitney are making arrays.



Who has made a mistake? Explain why.

Teddy and Alex are writing number sentences to describe the array.



Who do you agree with? Explain why.

Maths 8

We are learning to use a range of coins to pay for items.

-Watch the following video to see some different ways to make the same amount:

<https://www.bbc.co.uk/bitesize/clip/zknyr82>

-Can you show all the different ways to make 10p using 1p, 2p, 5p and 10p coins?

Extension

-Now watch the following video to see some different ways to make 20p:

<https://www.bbc.co.uk/bitesize/clip/zh9d2hv>

-Can you show all the different ways to make 20p using 1p, 2p, 5p, 10p and 20p coins?

H&WB 9
We are learning to know that by focusing on good things we can help ourselves feel better.

-What are you grateful for?

-Listen to the following story called, 'An Awesome Book of Thanks' by Dallas Clayton:

https://www.youtube.com/watch?v=uX1WB_TIs3Y

-Discuss some of the things in the book that the author is grateful for.

-Think again about what you are grateful for.

-Discuss this with an adult.

-Can you draw a picture of yourself with lots of things you are grateful for around it?



-Remember to say 'Thank you' every day.

Edenside Learners 10
We are learning to keep trying and not to give up.

-Robert the Bruce is a legend of Scotland. However, he failed many times and nearly gave up. It was a little spider who persuaded him that, "If at first you don't succeed, try, try again".

-Watch the video, 'Robert the Bruce and the Spider' to find out more about what happened.

<https://www.youtube.com/watch?v=F0djvHvYIrE>

-Can you think of something you have had to try lots of times before you were able to do it?

-How did you feel when you kept failing?

-How did you feel when you were finally able to do it?

-Talk about this with an adult.

-Can you learn a new skill?

-You can pick something from the list below or try your own idea:

- Say 'Hello' in 3 or more different languages.
- Make a snack/basic meal.
- Wash the dishes.
- Put a load of washing on.

PE 1 11
We are learning to improve our hand/eye co-ordination.

PE Lesson 1 with Mr Stobie

This week's PE learning and challenge from Mr Stobie can be found here

www.edensidelearners.wordpress.com

Just follow the link and find the lesson for P2, P3 & P4 – Week 3 - Lesson 1





PE2 12
We are learning to improve our general fitness.

PE Lesson 2 with Mr Stobie

This week's PE learning and challenge from Mr Stobie can be found here

www.edensidelearners.wordpress.com

Just follow the link and find the lesson for P2, P3 & P4 – Week 3 - Lesson 2

<p>Myths and Legends 13</p> <p>We are learning to develop an understanding of the history of Scotland.</p> <p>-National symbols are representations of the spirit of a country.</p> <p>-America has the eagle, a symbol of freedom.</p> <p>-England has the lion, an illustration of strength.</p> <p>-Italy has the wolf, an emblem of pack-like solidarity.</p> <p>-Can you guess what Scotland's national symbol is?</p> <p>-Scotland's national symbol is more unusual, it's the unicorn! Unicorns are thought to be pure, strong, courageous and powerful.</p> <p>-Look at Scotland's coat of arms (attached).</p> <p>-Can you design your own coat of arms for Scotland? What would you include?</p> 	<p>Myths and Legends 14</p> <p>We are learning to develop an understanding of the history of Scotland.</p> <p>Who was Robert Burns and why do we celebrate his life?</p> <p>On The 25th of January it is 'Robert Burns day'. Watch the following video to learn about the life of Robert Burns:</p> <p>https://www.youtube.com/watch?v=qMxIBgpryG0</p> <p>-Make a collage using the outline of Robert Burns (attached).</p> <p>-You can stick small pieces of paper or material down, you could even use buttons or foil. Attached are some ideas to give you some inspiration.</p> <p>-When you are finished, show it to an adult and tell them 3 facts about Robert Burns that you have learned from watching the video.</p> 	<p>Myths and Legends 15</p> <p>We are learning to be able to create an image about a theme we are exploring.</p> <p>-Design your own unicorn.</p> <p>-Try to include:</p> <ul style="list-style-type: none"> • Colour • Patterns • Shapes • Lines • Texture (can you make it look fluffy? smooth? rough? bumpy?)  <p>*See the attached pictures for some inspiration.</p>	<p>Myths and Legends 16</p> <p>We are learning to be able to sing songs from a range of styles and cultures.</p> <p>-Listen the video of the song, 'Auld Lang Syne' on our Facebook page and try to join in.</p> <p>-This song was written by Robert Burns and is usually sung at Burns' Suppers on the 25th of January to celebrate the life of Robert Burns.</p> <p>-People also sing this song at Hogmanay to celebrate the New Year.</p> <p style="text-align: center;">Auld Lang Syne</p> <p style="text-align: center;">Should old acquaintance be forgot, And never brought to mind? Should old acquaintance be forgot, And auld lang syne?</p> <p style="text-align: center;">For auld lang syne, my dear, For auld lang syne, We'll take a cup of kindness yet, For auld lang syne.</p>  <p style="text-align: center;"><small>More worksheets at www.education.com/worksheets</small></p>
---	--	---	--

Your teacher(s) will be available during the following times for a 'live' discussion:

- Tuesdays and Thursdays: 10am – 10.30am (Mrs Whittaker)
- Mondays: 6pm-6.30pm (Mrs Whittaker)
- Wednesdays: 1.45pm-2.15pm (Mrs Ballantyne)
- Fridays: 1.30pm-2pm (Mrs Whittaker)



Handwriting

Name: _____

Date: _____

ea

- Read each word, copy over the dots then repeat the word two or three more times in the space provided.

eat

sea

eat

tea

please

tea

mean

pea


leave

tea

- What other words can you find which contain the 'ea' sound?

Name _____ Date _____

ea



s _ _

p _ _

r _ _ d



s _ _ l

b _ _ n

b _ _ ch

s _ _ t

_ _ _ t

m _ _ l

m _ _ t

t _ _ m

b _ _ k

l _ _ f

cl _ _ n

ch _ _ p

d _ _ m

p _ _ ch

cr _ _ m

pl _ _ se

t _ _ cher

Phoneme Word Maker

l	f	n	m
s	r	h	b
k	p	c	d
t		ea	

speak	leaf	clear	team
heat	mean	dream	beak



Look, Say, Cover, Write and Check!

Tick the columns as you follow the instructions from left to right. Make sure you spell the words in the 'write' column. If you spell the word incorrectly, write it again in the correction column.

- For more challenge, pick 3 unfamiliar words from a book you have at home to add to the grid below.

	<u>look</u>	<u>say</u>	<u>cover</u>	<u>write</u>	<u>check</u>	<u>correction</u>
each						
ask						
year						
eat						

My alphabet strip

Aa Bb Cc Dd Ee Ff Gg Hh Ii Jj Kk Ll Mm
Nn Oo Pp Qq Rr Ss Tt Uu Vv Ww Xx Yy Zz

Counting in 3s

Name: _____ Date: _____

Cut out the numbers in the dashed boxes and stick them in the correct order.

3				
---	--	--	--	--

		24		
--	--	----	--	--

				45
--	--	--	--	----






twinkl.co.uk



33	21	39	9	27	12
42	6	36	15	30	18

 Complete the table.



Array	Description - columns	Description - rows	Totals
	5 columns 2 cookies in each column	2 rows 5 cookies in each row	$2 + 2 + 2 + 2 + 2 = 10$ $5 + 5 = 10$
	___ columns ___ donuts in each column	___ rows ___ donuts in each row	
	___ columns ___ fish in each column	___ rows ___ fish in each row	
	3 columns 5 cupcakes in each column	5 rows 3 cupcakes in each row	



'Cyril' the unicorn is made from Willow and can be found in Dumfries Unicorn ice sculptures were displayed in Edinburgh in 2017.



'Spirit of Scotland' unicorn can be found at Helix Park near Falkirk

Robert

Burns



