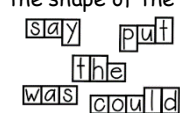


P2WB – w/c 1st of February 2021 – BIG question is: Does what people do really make a difference?

<p>Phonics 1</p> <p>We are learning to use the sounds we know to help us to spell new/unfamiliar words.</p> <p>-This week we will focus on a new sound, 'ow'.</p> <p>-We already know the 'oa' sound but this is another way of spelling the same sound.</p> <p>-Watch and join in with the 2 lesson introduction videos on our Facebook page.</p> <p>-Now listen to these silly 'ow' songs for fun.</p> <p>https://www.youtube.com/watch?v=PHJmFE5E2TO</p> <p>https://www.youtube.com/watch?v=9JE8rQLFLCA</p> <p>-Pick your favourite one and practise it lots of times!</p> <p>-Complete as many of the tasks below as you can using the sheets attached at the bottom of this document.</p> <ul style="list-style-type: none"> 'ow' – roll and read 'ow' – word search 'ow' – L,S,C,W,Ch sheet <p><u>Extension:</u></p> <p>Can you find 3 or more things in your house/garden that have the 'ow' sound in them?</p>	<p>Common Words 2</p> <p>We are learning to spell the most commonly used words correctly.</p> <p>-This week we have some new common words to learn:</p> <p>yellow, grow, again, food</p> <p>-Write your new common words lots of times in a tray of:</p> <ul style="list-style-type: none"> Sugar/salt Flour Lentils Shaving foam <p>-Now try to write a funny sentence which has 2 or more of the words in it!</p> <p>-Can you write a funny sentence with <u>all</u> the common words in it?</p> <p>e.g.</p> <p>-My yellow hat started to grow again because it was eating too much food!</p> <p>-The yellow carrot began to grow and started to throw food at the peppers again!</p>	<p>Reading 3</p> <p>We are learning to use knowledge of sounds, letters, patterns and common words to read unfamiliar texts.</p> <p>-Click on the following link to 'read along' with the story, 'There's a Hole in the Bottom of the Sea':</p> <p>https://www.booktrust.org.uk/books-and-reading/have-some-fun/storybooks-and-games/A-hole-in-the-bottom-of-the-sea/</p> <p>-Firstly, listen and try to follow the story all the way through.</p> <p>-Next, try to join in with reading each page (you can pause the story at any point to give yourself more time to sound out tricky words).</p> <p>Below are some reading strategies you can use to help you:</p> <ul style="list-style-type: none"> Look at the pictures for clues Look at the beginning sound Look at the final sound Break the word into sounds and blend them together (e.g. c-r-ow) Break the word into syllables (clap it) Look at the shape of the word <p align="center">  </p> <p><i>*every child is learning to read at their own pace so it is absolutely fine to help your child to sound out any words they are finding tricky and encourage them to listen to the story again. You can also take turns to read until they build up their confidence (you read a page, then they read a page).</i></p> <p>-How many common words did you spot? Write down 7 or more that you found.</p>	<p>Writing 4</p> <p>We are learning to link sentences by using the connectives AND or BUT.</p> <p>-For maths you have been shopping with coins. For writing we are going to write a little story about shopping.</p> <p>-When we list two things we are going to buy, we use the connective AND.</p> <p>-Sometimes when you go shopping you want to buy sweets BUT the adult who is with you says no.</p> <p>-Try to use the two connectives (AND/BUT) to join your sentences together.</p> <p>-Watch the Week 4 Writing Video on our Facebook page for ideas and a reminder of the success criteria.</p> <p><i>*Extra information for parents: your child does not know how to spell everything, of course not. Try to let your child figure out which letters and sounds he/she can hear. Attempting to write words phonetically is part of the writing and spelling process. You do not need to correct them all. It is however important that the common words are written correctly.</i></p>
---	---	--	--

Numeracy 5

We are learning to identify and describe arrays.

-Watch the 'Arrays' video on our FB page.

Task

-How many real-life arrays can you find?

-Write 2 number sentences for each array you find (the video shows you how to do this).

e.g.



Using columns as groups

$3+3+3+3=15$

Using rows as groups

$5+5+5=15$

e.g.



$3+3+3+3=12$

$4+4+4=12$

Numeracy 6

We are learning to count in 2s, 3s, 5s and 10s.

-Join in with this song to revise counting in 2s, 5s and 10s:

<https://www.youtube.com/watch?v=p2NYeVU-Me4>

-Complete the number square worksheet (attached).

Multiples of Two, Five and Ten

I can count in multiples of two, five and ten.

Use the key below to complete the activity.

- On every multiple of 2, draw a sun.
- On every multiple of 5, put a cross on the square.
- On every multiple of 10, colour the square blue.

1	2	3	4	5	6	7	8	9	10
11	12	13	14	15	16	17	18	19	20
21	22	23	24	25	26	27	28	29	30
31	32	33	34	35	36	37	38	39	40
41	42	43	44	45	46	47	48	49	50
51	52	53	54	55	56	57	58	59	60
61	62	63	64	65	66	67	68	69	70
71	72	73	74	75	76	77	78	79	80
81	82	83	84	85	86	87	88	89	90
91	92	93	94	95	96	97	98	99	100

What do you notice about the numbers?

-Now try this new counting in 3s song:

<https://www.youtube.com/watch?v=V96IZWctZYA>

-Complete the counting in 3s missing number worksheet (attached).

Winter Missing Numbers
Counting in 3s

Numeracy 7

We are learning to use our numeracy skills to help us to solve problems.

-Using the arrays challenge cards attached to this grid, work out how many of each fruit there is.

-How did you work out each answer? Explain to an adult.

-Now write 2 number sentences for each fruit/vegetable array. e.g.



$3+3+3+3=12$

$4+4+4=12$

Maths 8

We continue to learn to use a range of coins to pay for items.

-There is more than one way to pay 10p. Can you find them all? Which coins did you use?


-Watch the **Spending Coins video on Facebook** before playing this game. For this game you need 2 coins of 1p, 2p, 5p and 10p. You can also draw the coins or make cards. Find the money mat at the bottom of the grid. Put the coins in a bag and pick 2 coins without looking. Add up the value of the 2 coins and see what you can buy. There are several steps to this game.



-First find what you can buy for the exact amount (e.g. with 2p I can buy cucumber).
-Next try to find all the things you can buy (e.g. with 5p I can buy cucumber or tomato or an apple).

-And now we're making it really hard: can you tell how much change you get? (e.g. with 5p I buy an apple and I get 1p change).

-Peppa Pig wants to buy a present. Watch this video of **Peppa Pig in Mr Fox's shop**. https://www.youtube.com/watch?v=L_NNbmvS8BA

Afterwards talk about: why we give presents; who would they like to buy a present for; and what is a piggy bank.

<p>H&WB 9</p> <p>We are learning to describe some dangers from electricity and electrical appliances in the home.</p> <p>Have a look around the house. Which electrical items can you find? e.g. radio, toaster, hairdryer, battery-operated toys, torch etc. Which of these items runs on batteries and which ones have to be plugged into the mains?</p> <p>Watch the video 'How to be safe around electricity' and after watching try the little game underneath the video. Talk about what you see. https://www.bbc.co.uk/bitesize/topics/zq82n39/articles/zftv382</p> <p>Look at the worksheet 'Dangers in the Kitchen'. Talk with an adult about what you see and try and spot all the dangers. Use the words: electricity, socket, plug, switch, electrical wire.</p> <p>A robot is a toy that needs electricity from a battery to be able to move. Do you have toys that use a battery? Colour in the robot colouring sheet or draw your own robot.</p>	<p>H&WB 10</p> <p>We are learning to be safe when playing online games</p> <p>Many of us like to play games on electronic devices such as a phone, a tablet or a computer.</p> <p>We play these games because we enjoy them and they are fun.</p> <p>Sometimes we can play with our friends on the same game at the same time.</p> <p>Click on the link: https://vimeo.com/498303564 and watch this video about three children playing an online game together.</p> <p>After the video talk with a grown-up about staying safe when you play online games. Sometimes the people who we are playing with are not who they say they are.</p> <p>If you are ever not sure about anything or anyone online, you must TAG - Tell A Grownup</p> <p>What would you look like as a hero? Design your own Superhero!</p> 	<p>PE 1 11</p> <p>We are learning about agility and changing direction</p> <p>This week's PE learning and challenge from Mr Stobie can be found here: https://edensidelearners.wordpress.com/</p> <p>Just follow the link and find the post for P2, P3 & P4 - PE Week 4 - Lesson 1</p>	<p>PE2 12</p> <p>We are learning to use hand/eye coordination</p> <p>This week's PE learning and challenge from Mr Stobie can be found here: https://edensidelearners.wordpress.com/</p> <p>Just follow the link and find the post for P2, P3 & P4 - PE Week 4 - Lesson 2</p>
---	--	--	---

<p>Community 13</p> <p>We are learning to understand what a community is.</p> <p>-What is a community?</p> <p>-talk to an adult about these questions:</p> <ul style="list-style-type: none"> • What is a community? • What do communities do? • Who lives in a community? • What communities are you part of? <p>-Watch this short video and see if any of your answers were the same as what Pip and Declan's?</p> <p>https://www.youtube.com/watch?v=G_GPI_MFxyzwE</p> <p>-Complete the following 'My Community' sheet (attached). This will help you to think about places in your local community.</p> 	<p>Community - Challenge! 14</p> <p>We are learning to understand the importance of community.</p> <p>-We have a challenge for you!</p> <p>-How many jobs can you think of that people do to help in our community?</p> <p>-Try to fill in all the pieces of the jigsaw (attached) with pictures of people doing their jobs.</p> <p>-Please share your jigsaw or ask an adult to write a list of all the jobs you thought of and post this on our FB page by Friday 5th of February. Alternatively, you can email this to the school: edensideps@scotborders.gov.uk</p> 	<p>Community/Art and Design 15</p> <p>We are learning to understand the importance of community.</p> <p>We are learning to be able to create an image about a theme we are exploring.</p> <p>-Who helps you at home? What kind of things do they do to help you?</p> <p>-Watch and listen to one/both of the stories to help you with some ideas:</p> <p>My Mum - by Anthony Browns https://www.youtube.com/watch?v=3nam3tN1VVQMy</p> <p>My Dad - By Anthony Browne https://www.youtube.com/watch?v=EaJxLPc-l-I</p> <p>-Draw a picture of someone who helps you at home. Try to write a sentence underneath to explain who the person is and how they help you.</p> <p>-Who helps you at school? What kind of things do they do to help you?</p> <p>-Look at the following Powerpoint with an adult to help you with ideas: https://www.twinkl.co.uk/resource/t-t-253742-people-who-help-us-at-school-powerpoint</p> <p>-Draw a picture of someone who helps you at school. Try to write a sentence underneath to explain who the person is and how they help you.</p>	<p>Community/Music 16</p> <p>We are learning to understand what a community is.</p> <p>We are learning to sing songs with enthusiasm.</p> <p>- 'Build community' sing along with Mr Bewsey: https://vimeo.com/506145517</p>
---	--	---	---

Your teacher(s) will be available during the following times for a 'live' discussion:

Tuesdays and Thursdays: 10am – 10.30am (Mrs Whittaker)

Mondays: 6pm-6.30pm (Mrs Whittaker)

Wednesdays: 1.45pm-2.15pm (Mrs Ballantyne)

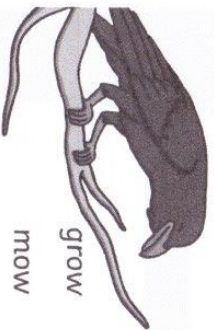
Fridays: 1.30pm-2pm (Mrs Whittaker)

	snow	grow	blow	crow	slow
	grown	blown	flown	below	own
	blown	own	crow	slow	flown
	grow	crow	grown	grow	blown
	flown	slow	blown	below	grow
	grown	blown	flown	crow	slow

Phase 5 Alternative Graphemes - ow

OW

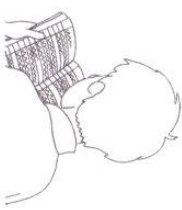
i l t e u u f g y c r i
y e o o i h a x b r r q a
k n o w o h m k f o n r
w y e l l o w o s w w r
t i g k l o k q w h c o
o f n h o r a i n b o w
w w e d w w h e f o l w
o d h l o k u d o l g d i
b t g q l w p i l l o w
l h g s o o e v l o c s
o u c s n r w v o w r o
w m c b e l o w w y p f



grow	below	follow	crow	know
mow	window	show	tow	hollow
sow	yellow	own	rainbow	pillow
low	fellow	blow	glow	arrow



Spelling Words with 'ow'






Look → Say → Cover → Write → Check

	Try 1	Try 2	Try 3
snow			
blow			
show			
bow			
row			
low			
sow			
flow			
grow			
slow			
window			
yellow			

Multiples of Two, Five and Ten

I can count in multiples of two, five and ten.

Use the key below to complete the activity.

- On every multiple of 2, draw a sun. 
- On every multiple of 5, put a cross on the square. 
- On every multiple of 10, colour the square blue. 

1	2	3	4	5	6	7	8	9	10
11	12	13	14	15	16	17	18	19	20
21	22	23	24	25	26	27	28	29	30
31	32	33	34	35	36	37	38	39	40
41	42	43	44	45	46	47	48	49	50
51	52	53	54	55	56	57	58	59	60
61	62	63	64	65	66	67	68	69	70
71	72	73	74	75	76	77	78	79	80
81	82	83	84	85	86	87	88	89	90
91	92	93	94	95	96	97	98	99	100

What do you notice about the numbers?

Winter Missing Numbers

Counting in 3s



24 27

24 27 30

15 18 21

15

12

9




6

6 3 3

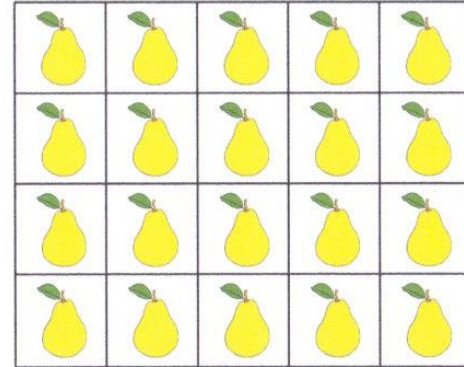
Maths Challenge Cards

How many mushrooms are there?



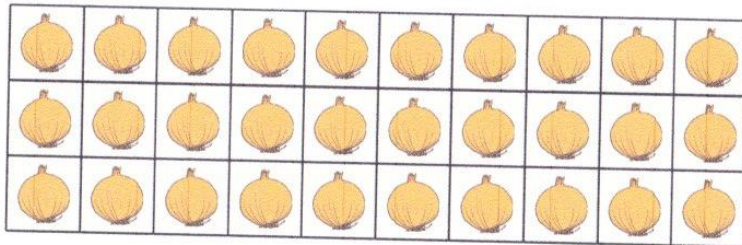
Maths Challenge Cards

How many pears are there?




Maths Challenge Cards

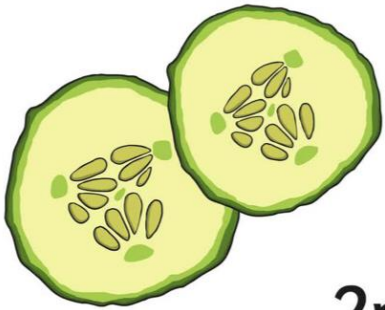
How many onions are there?




Maths Challenge Cards

How many apples are there?






2p




3p



4p




6p



7p




7p



10p



11p




12p



12p



15p



20p

My Community

WALT: Identify places we live and belong to.

My House

Places I Shop

Places I Visit


My School

My Friends

My Team/Clubs

Places I Eat

I like where I live because _____



Dangers in the Kitchen

Can you circle the dangers you can spot in the kitchen?



How many dangers did you find? _____

