

Miss Robertson will be available during the following times for a 'live' discussion on Facebook: Monday 10.30-11am and 2.30-3.00pm, Tuesday and Wednesday 9.30-10am and 2.30-3pm, Thursday TBC am and 2.30-3pm and Friday 9.30-10am.

You can share work you have done with your teacher during our 'live' discussions, by posting a picture on our class Facebook page or by emailing the school.

Phonics

This week our sounds are:

**c and k**

Have a go at joining in with the songs and doing the actions in these videos:

c- <https://www.youtube.com/watch?v=-ZxaDdJpxns>

k -

[https://www.youtube.com/watch?v=A6Y13V\\_b9As](https://www.youtube.com/watch?v=A6Y13V_b9As)

Geraldine the Giraffe can show you some words which begin with these sounds:

c -

<https://www.youtube.com/watch?v=mjyk4ULW7Ik>

k -

<https://www.youtube.com/watch?v=VE9ZYKGFx68>

Can you find any objects in your house which begin with c or k?

There is a selection of activities below to help you practice your new sounds – choose 2 to try this week.

Common Words

This week our common words are:

**can we into**


We would like you to try to read these words and to find them in books you have at home.

There is a selection of activities below to help you practice your words – try to do 2 of them this week.



Reading

This week's story is a Scottish version of the classic tale about the old lady who swallowed a fly. It's called There Was a Wee Lassie Who Swallowed a Midgie. Watch your teacher reading this story in the video on your class Facebook page.

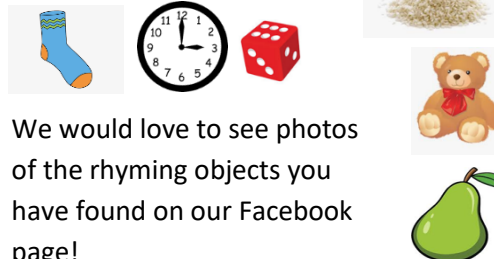


The story has some rhyming words in it. Can you remember what rhyming words are?...

...They are words which sound the same at the end. For example, cat/hat, pan/can, tap/lap.

Can you find the rhyming words in the story?

Your challenge is to find some objects around the house that rhyme. This could be objects such as rice and dice, sock and clock, or bear and pear.

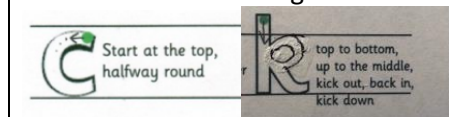


We would love to see photos of the rhyming objects you have found on our Facebook page!

Writing

Letter formation:




To help you form this week's sounds correctly, watch your teacher's video on Facebook then have a go!



We would like you to try using your sounds to make words. If you need some help on how to do this watch your teacher's video on Facebook from last week explaining how to do this. Here is a list of words you could try to make:

<b>cap</b>	<b>nip</b>	<b>cat</b>	<b>kid</b>
<b>men</b>	<b>ten</b>	<b>dip</b>	<b>can</b>
<b>kit</b>	<b>red</b>	<b>car</b>	<b>ram</b>



<p><u>Maths 1</u> Today, in our Maths video on Facebook, we will be:</p> <ul style="list-style-type: none"> <li>Counting forwards and backwards using hand tower</li> <li>Counting objects in 2 groups (one screened)</li> <li>Using a numeral track</li> </ul> <p>Task: Show your adult these finger patterns -</p> <ul style="list-style-type: none"> <li>10 fingers... put down 1 finger. How many are left?</li> <li>5 fingers... put down 1 finger. How many are left?</li> <li>4 fingers... put down 1 finger. How many are left?</li> </ul> 	<p><u>Maths 2</u> Today, in our Maths video on Facebook, we will be:</p> <ul style="list-style-type: none"> <li>Using a numeral track</li> <li>Showing doubles plus 1 finger patterns</li> <li>Counting objects in 2 groups (one screened)</li> </ul> <p>Task: Count a group of raisins or berries and write the number. Eat one and count again and write the new total. Keep going until you get to 0! Learn the Scots words for the numbers 1-20 by listening to Mrs White reading 'A Wee Moose in the Hoose' (see class Facebook page).</p> 	<p><u>Maths 3</u> Today, in our Maths video on Facebook, we will be:</p> <ul style="list-style-type: none"> <li>Counting objects in 2 groups (one screened)</li> <li>Saying the next 3 numbers after</li> <li>Numeral roll - forwards and backwards</li> </ul> <p>Task: Can you make your own numeral roll 1-30 with an adult at home? Test your adult to make sure they can say the numerals with you. You could listen to this song while you're making your numeral roll: <a href="https://www.youtube.com/watch?v=xmRvecRHRKc">https://www.youtube.com/watch?v=xmRvecRHRKc</a></p>	<p><u>Maths 4</u> Today, in our Maths video on Facebook, we will be:</p> <ul style="list-style-type: none"> <li>Numeral roll – forwards and backwards</li> <li>Counting objects in 2 groups (one screened)</li> <li>Organising 2 equal groups</li> </ul> <p>Task: Can you share out a snack between yourself and a teddy? (A sibling can take the place of the teddy!)</p> <p><u>Building Challenge</u> Find something at home that you can use to build a tower, e.g. tins of food.</p> <ul style="list-style-type: none"> <li>Can you build the tower as tall as you?</li> <li>If you built another one as tall as your adult, which tower would be taller?</li> <li>Will your tower always be shorter than your adults tower?</li> </ul> <p>Take a photo of your tower and share it with us on our Facebook class page.</p>
<p><u>Health and Wellbeing</u> In the video last week, Skipper told us that the way we think can affect the way we feel.</p> <p>Watch this video of 'Frog in Winter': <a href="https://www.youtube.com/watch?v=UcQLCQ6F0DI">https://www.youtube.com/watch?v=UcQLCQ6F0DI</a></p> <p>Talk about this story with your child:</p> <ul style="list-style-type: none"> <li>Why is Frog feeling sorry for himself?</li> </ul>	<p><u>Edenside Learners</u></p>  <p>In school, 'Charlie and Emily' help us to be the best we can be. This term their message is <b>"I keep trying, I don't give up"</b>.</p>	<p><u>PE 1 - Midgie Movement</u> In 'There Was a Wee Lassie Who Swallowed a Midgie', the lassie swallows lots of different animals. Your challenge is to have a go at moving like these animals...</p> <p>How does a midgie fly? Is it different to how a puffin flies? Or an eagle? Can you fly like them?</p>	<p><u>PE 2</u> This week Mr Stobie has 2 PE challenges for you!</p> <p>The first one is a plastic bag challenge to help with hand/eye coordination and the second is a Scottish Landmark Fitness Challenge.</p>

- How many times does Frog complain? What does he complain about?
  - How do Frog's friends try to help him?
  - Can you think of any other ways to help Frog?
  - Discuss how Frog's unhelpful thinking is stopping him from looking on the bright side.
- 
- Explain to your child, that in our lives the difficult times pass and happier times follow; relate this to the story, Winter passed and Spring arrived making Frog much happier. Try to find situations in your own lives when this has happened, e.g. today you can't go to school, but the school WILL open again.
- 
- It is important for your child to realise that even at a difficult moment, we can have positive thoughts, e.g. school is closed, but we have online learning and we can share our work and stories via Facebook.



Listen to this recording of 'Giraffes Can't Dance':

<https://www.youtube.com/watch?v=8sTXX3cV64g>

The giraffe didn't give up trying to dance even though the other animals laughed at her.

Your challenge this week is to work on your hand-eye coordination which was the focus of Mr Stobie's PE lesson last week.

Using a ball or a rolled-up pair of socks throw/catch with a partner - you must not drop the ball/socks, every time you drop it you start back at 0!

Can you make 10 passes without dropping it?

Can you make 20 passes without dropping it?

How many passes can you do in 1 minute? Can you do it again and beat your score?

Remember, keep trying and don't give up!



Move like a Scottie dog - crawling on your knees. Is this different to how a cow moves? Have a go!



How does a trout swim? Is it different from how Nessie would swim? Can you flip-flop and bubble about? Remember trout and Nessie don't have any arms or legs!



How does a seal move? Have a go – remember a seal has two flippers at the front and one at the back.



How do you think the wee lassie will move once she's swallowed all these creatures? And how will she move once the loch has washed everything out of her?




Click on the link below and look for 'Nursery & P1'. There will be a lesson 1 and a lesson 2.

<https://edensidelearners.wordpress.com>

Mr Stobie would love to see how you get on with your PE challenges – post pictures on our class Facebook page for him to see!

Have fun!



### Singing

We all know the song, 'If You're Happy and You Know It (clap your hands!)'. Have a go at singing this 'There was a Wee Lassie Who Swallowed a Midgie' version!

If you're a midgie and you know it, go "Buzz, buzz!"

If you're a trout and you know it, swim around.

If you're a puffin and you know it, dive down quick.

If you're a Scottie and you know it, run in circles.

If you're an eagle and you know it, swoop and soar.

If you're a seal and you know it, clap and bark.

If you're a cow and you know it, moo real low.

If you're a Nessie and you know it, splash about.

Here is the tune with no words:

<https://www.youtube.com/watch?v=a3WUghQDbiw>



### Loch Ness Monster

Using some 'junk' you have in the house can you make a 3D Loch Ness Monster?

Here are some pictures to give you some ideas:



### Scottish Food

If we were at school this week, we would have had the chance to eat a Burn's lunch. For this, you would receive a plateful of haggis, neeps and tatties!



This is a traditional Scottish meal which we eat to celebrate Robert Burns Day. This week your challenge is to try some Scottish food. Here are some ideas of what you could try:

- Haggis
- Lorne sausage
- Tablet
- Porridge
- A Tunnock's teacake
- Irn bru
- Tattie scone



At the end of this grid, there is a simple recipe to make your own tattie scones if you would like to have a go! This is a very good way to get your fingers moving and help make them strong. We would love to see the final product on our class Facebook page.


### Scottish Wildlife

Scotland has lots of wildlife – animals which live outdoors and look after themselves. Watch these short videos from the Scottish Wildlife Trust. They are filmed on cameras which are carefully placed so that the animals do not know they are being watched! <https://scottishwildlifetrust.org.uk/things-to-do/watch-wildlife-online/falls-of-clyde/>

Which animals can you see? Have you ever seen these animals?

What do you think they are doing?

Try to find out what these animals eat.



Roe deer

Badger



Phonics/common word activities:

form the letter/word in trays filled with sand/rice/salt/flour/shaving foam



make the letter/word from play-doh



make the letter/word using pebbles/stones/twigs



rainbow write your common words by writing each letter in a different colour



paint the letter/word using water or paint



find objects around the house that begin with the sound



play hopscotch and write your sounds or words in the boxes instead of numbers



write the letter/word using chalk



## Tattie Scone Recipe

### Ingredients

- 225g peeled potatoes
- 65g plain or all-purpose flour
- 25g butter
- Half a teaspoon of salt
- Pinch of pepper
- Quarter Teaspoon of baking Powder

### Method

1. Boil the potatoes in salted water until tender.
2. Drain the potatoes and mash them with the butter, salt, pepper and baking powder.
3. Mix in the flour to make a stiff dough. The exact amount of flour will depend on the type of potatoes used.
4. Roll out the dough on a floured surface to around 5 to 6 mm thickness.
5. Cut into rounds, use a saucer or small tea plate as a guide.
6. Prick all over with a fork and score the dough to mark 4 equal wedges.
7. Cook in a heavy pan or griddle which has been very lightly greased.
8. Cook each side for about three minutes on a medium heat until the scones are golden brown.