

Phonics

We are learning the **ck** sound this week. We have already learned the ‘c’ and ‘k’ sound separately, but this week we are thinking of them together, as one sound. The action is the same as the one for the individual sounds – here it is to remind you:



This video will help you to think about some ‘ck’ words:

<https://www.youtube.com/watch?v=vIE N5AbHWak>

How many objects can you find in your house which have the ‘ck’ sound?

The Alphablocks have some more words for you!

<https://www.youtube.com/watch?v=xnOfoSe18Dg&t=8s>


Your task is to ‘rainbow write’ at least 6 ‘ck’ words, then choose 1 of your words and write a sentence with the word in it.

Common Words

This week our common words are:

make like made

These are tricky words to learn because we can’t sound them out. One strategy we can use to help us is to think about the shape of the word – are they small letters? are they tall letters? do any letters dangle below the line?



Please do not worry if they don’t ‘stick’ at first, they are tricky!

We would like you to try to read these words and to find them in books you have at home.

The following worksheet is available at the end of this grid:

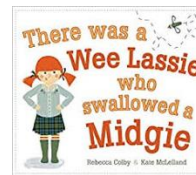
Instead of printing the sheet you could just write the words on some paper, following the same idea of look, say, cover and write.

Look and say	Look, say cover and write	Look, say cover and write
--------------	---------------------------	---------------------------

Scottish story

This week our focus is a story. It is a Scottish version of the classic tale ‘There was an old lady who swallowed a fly’. It’s called ‘There Was a Wee Lassie Who Swallowed a Midgie’.

Listen to Mrs White reading the story on Facebook.



Once you’ve listened to the story discuss these questions with an adult:

- What creature did the wee lassie swallow to catch the midgie?
- How many of the other creatures that she swallowed can you remember?
- What did the wee lassie’s stomach look like? Do you think that was a good way to show the inside of her body?
- What happened to the wee lassie at the end of the book? Is that what you expected to happen?

Writing

Awesome Alliteration

When the wee lassie swallowed the trout, it “flip-flopped and swim-swam and bubbled about”. When an author uses similar sounds at the beginning of words it is called alliteration.

What sounds do you hear at the beginning of these pairs of words?

...flip-flopped

...swim-swam

...bubbled about

Can you describe a cow using alliterative words? Think of describing words that start with a ‘c’ sound.

Task:

For each animal in the book (seal, dog, midgie etc...), write down a list of alliterative words e.g.

slimy seal

silly seal

scary seal

How many alliterative words can you come up with for each animal?

Remember to start and finish your sentences correctly.

Challenge: write more sentences using some of your other words.



make		
like		
made		
pick		

- Why do you think we see the midgie again on the last page?

There are lots of rhyming words in the story – midgie/squidgy; trout/about.

Listen to the story again - how many other pairs can you find?



Post your list on our Facebook page.



Maths 1

In our Maths video on Facebook (P2 week 3 maths 1) we will be:

- Counting forwards and backwards withing given number ranges
- Using our fingers to show our doubles plus 1
- Partitioning dot patterns to 10

New learning – identifying missing numbers on a numeral track.

Task:

- Complete the worksheet at the end of this grid (or copy into a jotter) by filling in the missing numbers on the number lines
- Top Marks caterpillar sequencing game (see video for instructions)

<https://www.topmarks.co.uk/ordering-and-sequencing/caterpillar-ordering>



Maths 2


In our Maths video on Facebook (P2 week 3 maths 2) we will be:

- saying 1 and 2 numbers before and after a given number
- Combining numbers to 5
- Partitioning numbers to 5

New learning – partitioning numbers in the range 6 to 10

Task:

- counting items where both collections are screened
- Learn the Scots words for numbers by listening to Mrs White reading 'A Wee Moose in the Hoose' (see class Facebook page).



Maths 3

In our Maths video on Facebook (P2 week 3 maths 3) we will be:

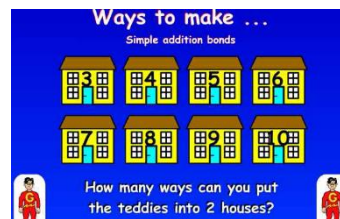
- Identifying numbers
- Partitioning using flashed ten frames
- Partitioning and recording using flashed tens frames

New learning – combining two numbers

Task:

- Counting 2 groups of objects and recording your answers
- Play 'ways to make...' on Top Marks (see video for instructions)

<https://www.topmarks.co.uk/Flash.aspx?f=WaystoMake>



Midgie Maths Word Problems

1. The wee lassie eats 2 midgies but she's still hungry, so she eats 3 more midgies. How many midgies does she eat in total?
2. The wee lassie eats 4 midgies. Then she eats 5 more midgies. How many midgies does she eat altogether?
3. The wee lassie wants to eat 8 midgies but 1 midgie gets eaten by a trout. How many midgies are left?
4. The wee lassie wants to eat 6 midgies but 2 fly away. How many midgies does the wee lassie eat?
5. The wee lassie sorts swarms of midgies into groups of 10. She has 6 groups of 10 midgies plus 4 extra midgies. How many midgies does she have altogether?



Health and Wellbeing

In the video last week, Skipper told us that the way we think can affect the way we feel.

Watch this video of 'Frog in Winter':

<https://www.youtube.com/watch?v=UcQLCQ6F0DI>

Talk about this story with an adult:

- Why is Frog feeling sorry for himself?
- How many times does Frog complain?

What does he complain about?

- How do Frog's friends try to help him?
- Can you think of any other ways to help Frog?
- Discuss how Frog's unhelpful thinking is stopping him from looking on the bright side.

- Explain to your child, that in our lives the difficult times pass and happier times follow; relate this to the story, Winter passed and Spring arrived making Frog much happier. Try to find situations in your own lives when this has happened, e.g. today you can't go to school, but the school WILL open again.

- It is important for your child to realise that even at a difficult moment, we can have positive thoughts.

Edenside Learners




In school, 'Charlie and Emily' help us to be the best we can be. This term their message is **"It's OK to make mistakes"**.

Listen to the following story, 'Ish' by Peter H. Reynolds:

<https://www.youtube.com/watch?v=qZKoDRhmWxk>

In the story, Ramon realised that he didn't have to make his drawings perfect. His sister helped him to see that you can turn mistakes into amazing creations.

Here are some mistakes people have drawn. Can you turn them into something amazing using your imagination? Post your pictures to let me see on Facebook. There is a copy of the sheet at the end of the grid if you'd like to print it out.



PE 1 - Midgie Movement

In 'There Was a Wee Lassie Who Swallowed a Midgie', the lassie swallows lots of different animals. Your challenge is to have a go at moving like these animals...


How does a midgie fly? Is it different to how a puffin flies? Or an eagle? Can you fly like them?



Move like a Scottie dog - crawling on your knees. Is this different to how a cow moves? Have a go!



How does a trout swim? Is it different from how Nessie would swim? Can you flip-flop and bubble about? Remember trout and Nessie don't have any arms or legs!



How does a seal move? Have a go – remember a seal has two flippers at the front and one at the back.



How do you think the wee lassie will move once she's swallowed all these creatures? And how will she move once the loch has washed everything out of her?



PE 2

This week Mr Stobie has 2 PE challenges for you!


The first one is a plastic bag challenge to help with hand/eye coordination and the second is a Scottish Landmark Fitness Challenge.

Click on the link below and look for 'P2, 3 & 4 week 3'. There will be a lesson 1 and a lesson 2.

<https://edensidelearners.wordpress.com>

Mr Stobie would love to see how you get on with your PE challenges – post pictures on our class Facebook page for him to see!

Have fun!



Singing

We all know the song, 'If You're Happy and You Know It (clap your hands!)'. Have a go at singing this 'There was a Wee Lassie Who Swallowed a Midgie' version!

If you're a midgie and you know it, go "Buzz, buzz!"

If you're a trout and you know it, swim around.

If you're a puffin and you know it, dive down quick.

If you're a Scottie and you know it, run in circles.

If you're an eagle and you know it, swoop and soar.

If you're a seal and you know it, clap and bark.

If you're a cow and you know it, moo real low.

If you're a Nessie and you know it, splash about.

Here is the tune with no words:

<https://www.youtube.com/watch?v=a3WUghQDbiw>



Scottish Food

If we were at school this week, we would have had the chance to eat a Burn's lunch. For this, you would receive a plateful of haggis, neeps and tatties!



This is a traditional Scottish meal which we eat to celebrate Robert Burns Day. This week your challenge is to try some Scottish food. Here are some ideas of what you could try:

- Haggis
- Lorne sausage
- Tablet
- Porridge
- A Tunnock's teacake
- Irn bru
- Tattie scone

Here is a link to a simple recipe to make your own tattie scones if you would like to have a go! (the recipe is also at the end of the grid)

<https://foodanddrink.scotsman.com/recipes/traditional-scottish-recipe-potato-scones/>

We would love to see the final product on our class Facebook page.

Scottish Wildlife

Scotland has lots of wildlife – animals which live outdoors and look after themselves.

Watch these short videos from the Scottish Wildlife Trust.

They are filmed on cameras which are carefully placed so that the animals do not know they are being watched!

<https://scottishwildlifetrust.org.uk/thing-s-to-do/watch-wildlife-online/falls-of-clyde/>

Which animals can you see?

Have you ever seen these animals?

What do you think they are doing?

Try to find out what these animals eat.



Roe deer



Badger



Art

Scotland has many native animals. Some live in the sea, some live on land. Have a look online to see what animals you can find who are native to Scotland. For this task we are going to work on our sketching skills. I would like you to choose one Scottish animal to sketch.

- Find a picture of your chosen animal.
- Look at it closely and think about the shape of the animal and its features.
- Begin by drawing a rough outline of the shape of your animal, as large as you can.
- Then add in the detail. Think about its features – face, markings, claws etc... Think about its skin – is it covered in fur or feathers? How can you show that on your picture?
- You do not have to colour in your picture - our focus is on the details, not the colour.



Look and say	Look, say cover and write	Look, say cover and write
make		
like		
made		
pick		

Your teacher will be available during the following times for a 'live' discussion: Monday to Thursday 10am –10.30am and 2.30pm-3pm; Friday 10am-10.30am

You can share the work you have done with your teacher during our 'live' discussions, by posting on our class Facebook page or by emailing the school.

Tattie Scone recipe

Ingredients

225g peeled potatoes

65g plain or all-purpose flour

25g butter

Half a teaspoon of salt

Pinch of pepper



Quarter Teaspoon of baking Powder

Method

- Boil the potatoes in salted water until tender.
- Drain the potatoes and mash them with the butter, salt, pepper and baking powder.
- Mix in the flour to make a stiff dough. The exact amount of flour will depend on the type of potatoes used.
- Roll out the dough on a floured surface to around 5 to 6 mm thickness.
- Cut into rounds, use a saucer or small tea plate as a guide.
- Prick all over with a fork and score the dough to mark 4 equal wedges.
- Cook in a heavy pan or griddle which has been very lightly greased.
- Cook each side for about three minutes on a medium heat until the scones are golden brown.

IMAGINATION WORKOUT

INSTRUCTIONS: Use your imagination to
create a picture out of the shapes and
abstract lines in each of the squares.



Name _____ Date _____

1		3		5	6		8	9	10
11	12		14	15		17		19	20
21		23	24		26	27		29	30
31		33		35	36	37	38		40
41	42		44	45		47		49	50