

Phonics

This week is a consolidation week, so we are revising the following sounds:

ee oo ck

Ask an adult to read these words to you one at a time. Listen carefully to each word and try to write them.

sheep	moon
kick	green
spoon	crack
sweet	stool
lick	stick

Choose 2 of the words and write a sentence for each of them. Remember a capital letter and a full stop.

Watch Mrs White’s video to remind you how to blend words using these sounds, then try making words from the list above or ones of your own which have **ee**, **oo** or **ck** in them.

Common Words

This week is a consolidation week, so we are revising the following words:

had see has
play no look
make like made

Here are some ideas you could try to help you remember them:

- Play ‘Kim’s game’ - write the words on post-its/paper; lay them out on a table; hide your eyes while an adult takes one away; can you guess which one is missing?
- Play ‘snap’ - write the words on paper two times and play snap. If you get a ‘snap’ you have to say what the word is before you win the pile!
- Ask an adult to write the words onto paper and to hide them around the room/house/ garden - you then go on a scavenger hunt to find them – every time you find one you need to read the word.
- Write any of your words on a bingo grid.

Reading

This week our reading is about our home.


Talk to an adult about how you keep safe in your house.

Are there different ways of keeping safe in different parts of your house?

Who helps you to stay safe in your house?

Task 1 – click the link to listen to Mrs White reading the book ‘Our House is a Safe House’.

<https://vimeo.com/506180248/24d202973c>



Task 2 – play Mrs White’s video again but turn off the sound and pause at each page so that you can have a go at reading the book – there will be many words that you **can** read, but also some that you can’t.

If there are some tricky words, think of the strategies we use in class:

- Look at the picture
- Sound out the word
- Look at the word shape

Writing

Not all houses in our community look the same – think about the houses in your street, or that you can see from a window. Do they all look the same?

What is the same/different about them?

The houses that we live in have been designed by architects, but our imaginations can also design houses.

Look at these houses:



Can you use your imagination to design a house? Think about the main features – doors, windows, walls, shapes, colours. Think about where your house would be built. Draw your house then

If you don't have magnetic letters you can write the letters/sounds on squares of paper.



Get an adult to call out words one at a time – if you have that word written on your bingo grid then you can cross it out. Once you have crossed out every box on your bingo grid shout BINGO! Well done!

- Have a go at the wordsearch at the end of this grid – can you find all the words?

Week 32, 33 and 34 Consolidation

c	s	e	e	o	n	h	a	d
s	o	l	p	a	y	i	d	
a	t	l	o	o	k	i	o	n
w	h	a	s	e	n	o	e	k
l	i	k	e	t	h	i	r	t
y	t	w	o	s	m	a	k	e
m	a	d	e	p	e	l	l	i
had	see	has	play	no	look	make	like	made

- Read the sentence again
- Break the word into syllables

Remember to point to each word as you say it.

Adults: There is quite a lot to read in this book so you may want to spread it over the week! I **do not** expect the children to sit and read it in one sitting as it's a lot more than they were used to reading in school, before lockdown. Help them when they need it but encourage them to try to use the strategies above. If it's too challenging then take it in turns to read the words with your child, ask them to read the words you think they will know, and you read the trickier ones. I want the children to be confident in recognising words that they know and to not be scared to have a try at reading words they don't know!

try to write some sentences describing it, e.g.

My house has three floors and is built on a beach.

On the top floor there is one huge window so that I can look over the ocean.

The house is blue like the sky. The door is yellow and there are twenty windows altogether.

I look forward to seeing and reading about your imaginary houses on our class Facebook page.

Maths 1

In our Maths video on Facebook (P2 week 4 maths 1) we will be:

- joining in number ping-pong with Mrs White
- calling out what we see on the flashed ten-frames
- playing 'Helicopter Rescue' on Top Marks - <https://www.topmarks.co.uk/learning-to-count/helicopter-rescue>

Maths 2

In our Maths video on Facebook (P2 week 4 maths 2) we will be:

- joining in number ping-pong with Mrs White
- counting in 10s forwards and backwards
- sequencing decade numerals

New Learning – sequencing off-decade numerals using a 100 square to help us see the patterns.

Task:

Maths 3

In our Maths video on Facebook (P2 week 4 maths 3) we will be:

- saying 3 numbers after a given number
- saying 3 numbers before a given number
- counting the number jumps forward and back from a to b
- identifying hidden numbers on a 100 square

New Learning – identifying numbers on a blank 100 square using clues to help

Maths 4

'Which one doesn't belong?'

Look at the picture below.

- What do you notice?
- What makes all the items alike?
- What makes them different?
- Which one doesn't belong?
- Can you share your reasoning to justify your answer?

(There is no 'right' answer as there are many possibilities. What is important is that your child can justify their reasoning for saying which one doesn't belong.)

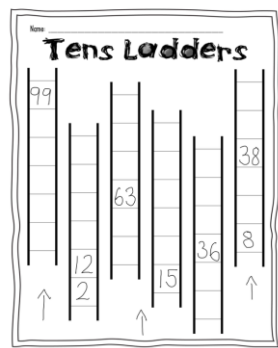


New learning – combining 2 numbers using a ten-frame

Task:

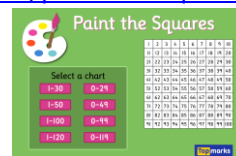
Follow Mrs White’s instructions on the video to combine two numbers using flashed ten-frames and record what you see.

Complete the ‘tens ladders’ worksheet at the end of the grid (you can copy it into a jotter instead of printing).





us. Watch Mrs White’s demonstration of Top Marks paint the squares to help you do this.

<https://www.topmarks.co.uk/learning-to-count/paint-the-squares>



Task:

Complete the worksheet filling in the blank sections of a 100 square.



Task:

Create your own ‘Which one doesn’t belong?’ using four items you can find at home. Share a picture with us on our class Facebook page using the hashtag #WODB.

Online Safety

Many of us like to play games on electronic devices such as a phone, a tablet or a computer. We play these games because we enjoy them and they are fun. Sometimes we can play with our friends on the same game at the same time. However, when playing these games, it is important that we know how to keep ourselves safe.

Electrical safety

Have a look around your house. Which electrical items can you find? eg. radio, toaster, hairdryer, battery-operated toys, torch etc.

Which of these items run on batteries and which ones have to be plugged into the mains? Can you sort your objects into 2 collections?

Watch this video ‘How to be safe around electricity’.

PE 1 - Core Movement

In school, we practise our core movements as often as we can. It is important to do this to strengthen our core. Can you practise some of the movements we do at school?

Cobra: Lie down on your stomach and place your hands on the floor beside your shoulders. Join your legs together. Inhale and lift your body straightening your arms slightly and look up at the ceiling.

PE 2

This week Mr Stobie has 2 PE challenges for you!

The first one is an agility/changing direction activity and the second is another plastic bag challenge!

Click on the link below and look for ‘P2, 3 & 4 week 4’.

There will be a lesson 1 and a lesson 2.

<https://edensidelearners.wordpress.com>

Mr Stobie would love to see how you get on with your PE challenges – post

Sometimes the people who we are playing with are not who they say they are.

If you are ever not sure about anything or anyone online, you must **TAG** – **Tell A Grownup**

Watch the 'Gaming Safely Online' video, on our class Facebook page, about what to do if this happens to you. There are some questions to answer after the film followed by some scenarios about gaming online.

Remember **TAG**!

Once you have watched the video have a go at designing your own Superhero!

- What is your super-hero called?
- What are their superpowers?
- What do they look like/what do they wear?
- What will their power word be?




<https://www.bbc.co.uk/bitesize/topics/zg82n39/articles/zftv382>

After watching the video, try the game underneath the video.

Look at the worksheet 'Dangers in the Kitchen' (at the end of the grid). Talk with an adult about what you see and try and spot all the dangers. Use the words: electricity, socket, plug, switch, electrical wire.



A robot is a toy that needs electricity from a battery to be able to move. Do you have toys that use a battery? Colour in the robot colouring sheet at the end of the grid or design your own robot.



Superman: Lie on your stomach and try to lift your arms and chest and your legs up (just like superman!)



Bridge: Lie on your back with your knees bent and feet flat on the floor. Push hard through your heels to raise your bottom up off the floor. Be sure that you are keeping your head and shoulders on the ground. Can you hold it?



Wall push ups: Stand against a wall, facing it, and take one step back. Touch the wall with both of your hands. Lean into the wall and push yourself back out again. Repeat!



pictures on our class Facebook page for him to see!
Have fun!



Have a go at stretching in this Cosmic Kids yoga session:

https://www.youtube.com/watch?v=xhWDiQRrC1Y&list=PL8snGkhBF7nhEguR7wXbzIXjFrIXsze_H&index=7



What is a community?

This week we are trying to answer the question, **'What is a community?'**

Talk to an adult about these questions:

- What is a community?
- What do communities do?
- Who lives in a community?
- What communities are you a part of?

Watch this short video and see if any of your answers were the same as what Pip and Declan think a community is.

<https://www.bbc.co.uk/bitesize/topics/z478gwx/articles/zmqnxyc>

Complete the sheet at the end of this grid, 'My Community'.

This will help you to think about places in the local community. You can copy the headings onto paper rather than print the page.

Our Local Community

What do you know about our local community? Talk to an adult about places, people and things to do in our community.

Although Kelso is a small town, there is a lot happening in our community.

Watch this video and see if you recognise any of the places in our community.


<https://vimeo.com/504776007/89bf68f2a1>

Communities work together to help each other.

Challenge:

How many jobs can you think of that people do to help in our community?

Complete the jigsaw puzzle pieces with different jobs people do (template attached at end of the grid)



OR write a list (an adult can help you) and post it on our class Facebook page.

Our School Community

One community that we are all a part of is the 'Edenside Primary School' community. Even though we cannot go to school just now, we are all still a part of that community.



Listen to Mr Bewsey's song about community. You might recognise it from assemblies in P1.

<https://vimeo.com/506145517>

In our school community we encourage everyone to 'be the best you can be'. Every day in school there are 3 important words that we all try to follow - learning, laughter and love.

Who helps us to achieve these things in our school?

How many people can you think of in our school who help you to 'be the best you can be'?

Can you draw a picture of one of them?

My community

During lockdown, our family is the community we are spending the most time with.

Who helps you within your family community?

Here are a couple of stories to give you some ideas:

My Dad by Anthony Browne

<https://www.youtube.com/watch?v=EajxLPC-l-I>

My Mum by Anthony Browne

<https://www.youtube.com/watch?v=3nam3tN1VVQ>

Art option 1

Draw a picture of someone who helps you at home. Try to write a sentence about what they do to help you.



Art option 2

We are spending a lot of time in our houses just now with our family community. Can you make a model of your house using junk? You could use an empty cereal box, paper, newspaper etc...



My Community
What places are you and others in?

My House

Places I Shop

My School

My Team/Clubs

Places I Visit

My Friends

Places I Eat

I like where I live because _____

This will help us plan our next few weeks learning.



Write a sentence explaining how they help you at school.

Listen to Miss Pike reading 'Our Class is a Family'. You may remember reading it in school at the start of P2.

<https://www.youtube.com/watch?v=lq4ICVqJts4>

Your teacher will be available during the following times for a 'live' discussion: Monday to Thursday 10am –10.30am and 2.30pm-3pm; Friday 10am-10.30am

You can share the work you have done with your teacher during our 'live' discussions, by posting on our class Facebook page or by emailing the school edensideps@scotborders.gov.uk

Week 32, 33 and 34 Consolidation

c	s	e	e	o	n	h	a	d
s	o	l	p	l	a	y	i	d
a	t	l	o	o	k	i	o	n
w	h	a	s	e	n	o	e	k
l	i	k	e	t	h	i	r	t
y	t	w	o	s	m	a	k	e
m	a	d	e	p	e	l	l	i
had		play			make			
see		no			like			
has		look			made			

My Community

WALT: Identify places we live and belong to.

Places I Shop

My School

My Team/Clubs

My House

Places I Visit

My Friends

Places I Eat

I like where I live because _____



visit [twinkl.com](https://www.twinkl.com)



Name: _____

Tens Loaders

99



12
2

63



15

36

38

8





Dangers in the Kitchen

Can you circle the dangers you can spot in the kitchen?



How many dangers did you find? _____





Polar Bear Number Fun

Name: _____

Directions: Find the missing numbers (1 more/1 less & 10 more/10 less)

Example:

24	35
25	26
15	

	42

	16

	54

	33

	77

	49

	28

	83

	65

	18

