








## Home Learning Grid Week beginning 1 February 2021

<p><b>Literacy 1</b></p> <p>Enjoy our daily story with one of our 'Special Ladies' on the Nursery Facebook page.</p> <p>After you have listened, can you retell the story to a family member ?</p>	<p><b>Literacy 2</b></p> <p>Watch Percy and the Big Rescue in the link below. Can you think of anyone else that could have helped Percy too? How could the fire brigade or the police have helped them?</p> <p><a href="https://www.youtube.com/watch?v=aHPHmJXeWew">https://www.youtube.com/watch?v=aHPHmJXeWew</a></p>	<p><b>Literacy 3</b></p>  <p>Placing different objects in a box, bag or under a blanket. Can you feel without looking and guess what the object is? After trying this a few times, you could describe the object you can feel and see if a family member can guess.</p>	<p><b>Literacy 4</b></p>  <p>Can you find anything in your house with lots of holes that you can thread some pipe cleaners, straws, or even some spaghetti through? Can you make a design with them?</p> <p>Note to parents: This activity will really help build your child's finger strength, differentiation and dexterity.</p>
<p><b>Maths 1</b>                      <b>Shape</b></p>  <p>Using a range of shapes can you create your own emergency services vehicle?</p> <p>Talk to your adult about what kind of shapes you have used to make your vehicle. Are there any squares? Any other rectangles? Any triangles? Any other shapes?</p> <p>You can listen to a song about shapes here: <a href="https://www.youtube.com/watch?v=OEbRDtCAFdU">https://www.youtube.com/watch?v=OEbRDtCAFdU</a></p>	<p><b>Maths 2</b>                      <b>Pattern</b></p>  <p>Using toys, coins or buttons, can you make a sequencing pattern with them? For example a blue car, then a red car, then a blue car, then a red...etc Can you make a pattern using more than two attributes? We would love to see your patterns shared on our Facebook page!</p>	<p><b>Math 3</b>                      <b>Number</b></p> <p>Follow the link for an online counting game, can you give teddy the correct number of cakes?</p> <p><a href="https://www.topmarks.co.uk/learning-to-count/teddy-numbers">https://www.topmarks.co.uk/learning-to-count/teddy-numbers</a></p> <p>Have a listen to this funky number song, can you sing along?</p> <p><a href="https://www.youtube.com/watch?v=HkkYaj0m6cg">https://www.youtube.com/watch?v=HkkYaj0m6cg</a></p>	<p><b>Maths 4</b>                      <b>Number</b></p>  <p>Can you draw or ask an adult to help you to put numerals on to some paper? Using beads, stones, coins or toys can you place the correct amount of objects on the paper?</p> <p>Alternatively, you could follow the lines of the numeral to create the numeral's outline. We would love to see a photo of your work on Facebook!</p> <p><a href="https://www.topmarks.co.uk/learning-to-count/gingerbread-man-game">https://www.topmarks.co.uk/learning-to-count/gingerbread-man-game</a></p>
<p><b>H &amp; WB Core</b></p>  <p>Washing your hands is the best way to stop germs. Try this experiment using water, pepper and soap to show the importance of using soap.</p> <p><a href="https://funlearningforkids.com/magic-pepper-and-soap-science-experiment/#:~:text=The%20Science%20Behind%20This%20Experiment,soap%20to%20wash%20their%20hands.">https://funlearningforkids.com/magic-pepper-and-soap-science-experiment/#:~:text=The%20Science%20Behind%20This%20Experiment,soap%20to%20wash%20their%20hands.</a></p> <p>What can you learn from this experiment?</p>	<p><b>Edenside Learners</b></p>  <p>We have many people who keep us safe at home, nursery and in the community. Can you draw a face of a person that has helped you? It could be your mum/dad, dentist, postman, doctor or someone else. Try adding lots of details. Are they wearing glasses? do they have long hair?</p>	<p>This is the first of 2 PE challenges from Mr Stobie for you to enjoy!</p> <p><a href="https://edensidelearners.wordpress.com">https://edensidelearners.wordpress.com</a></p> <p>Just follow the link and find the post for Nursery &amp; P1 – Week 3 - Lesson 1</p>	<p>This is the second of 2 PE challenges from Mr Stobie for you to enjoy this week!</p> <p><a href="https://edensidelearners.wordpress.com">https://edensidelearners.wordpress.com</a></p> <p>Just follow the link and find the post for Nursery &amp; P1 – Week 3 - Lesson 2</p>

IDL 1



Create your own fire fighters hand print. All you need is paper and some paint or pencils. Listen to the fire fighter

song.

<https://www.youtube.com/watch?v=28yn3BEraM>

IDL 2



Can you sing along with the song and try to create your own finger puppets using

paper.

[https://www.youtube.com/watch?v=l\\_3sYFHxJqU](https://www.youtube.com/watch?v=l_3sYFHxJqU)

IDL 3



What would you like to be when you grow up, you can find something at home to use to dress up as your

chosen profession?

<https://www.youtube.com/watch?v=BOv4E-naeM9w>

IDL 4



Could you make a delicious biscuit and decorate them making different faces of people who help us.

<https://drizzleanddip.com/2010/04/15/vanilla-snap-biscuits-a-delicious-little-cookie/>