


# Count and Colour

Read the number and colour the correct amount of objects in each row.

3



2



5



1



4



# NUMBER OF THE DAY

UP TO 20

WRITE ● IN WORDS

DRAW ● DOTS



THE NUMBER BEFORE ● IS

THE NUMBER AFTER ● IS

WRITE ● TEN TIMES


DRAW ● IN TALLY MARKS

Double ● =

$$\bullet + 2 =$$

$$\bullet + 5 =$$

$$\bullet + 4 =$$

$$\bullet + 9 =$$

$$\bullet + 10 =$$

$$\bullet + 11 =$$

MAKE UP YOUR OWN SUMS

$$\square + \square = \bullet$$

$$\square + \square = \bullet$$



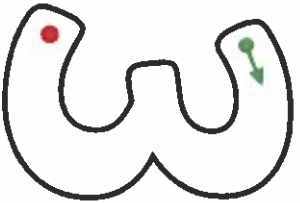
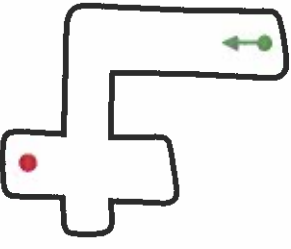
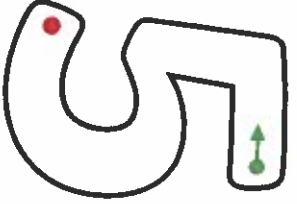
$$\square + \square = \bullet$$




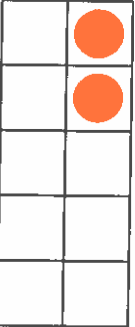
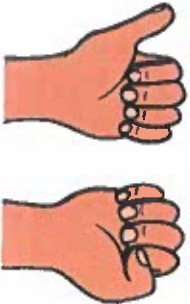
$$\square + \square = \bullet$$

$$\square + \square = \bullet$$

# Number Formation and Representation 1 to 10 Activity

Practise forming the numerals from 1 to 10. Then, find the picture which represents the number and match it to the numeral.

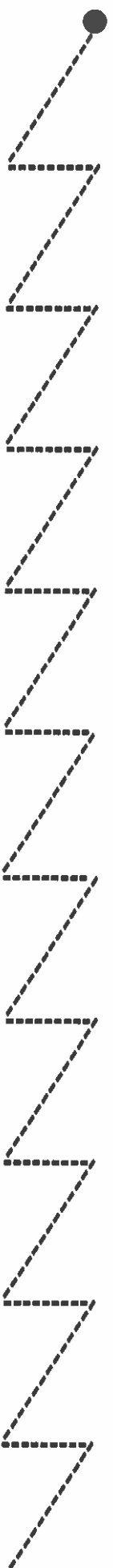
				
---	---	--	---	---

--	--	--	--	--

--	--	--	--	--	--	--	--	--	--



# Pencil Control

Start from the dots and trace the lines from left to right.




# Pencil Control 4

Trace over the dotted lines.



# Pencil Control 6

Trace over the dotted lines.



# Pencil Control: Pattern Worksheet 1


Can you follow the lines to make the patterns?

The worksheet contains seven rows of handwriting practice. Each row consists of two horizontal lines. The first row is divided into two sections by a vertical line. The left section shows three solid triangles, and the right section shows three dashed triangles. Both sections have small arrows indicating the direction of tracing. The remaining six rows each show a dashed zigzag pattern of five triangles. The vertices of these triangles are marked with colored dots: red, green, blue, yellow, and black. Each row begins with a small arrow on the bottom line pointing to the right.



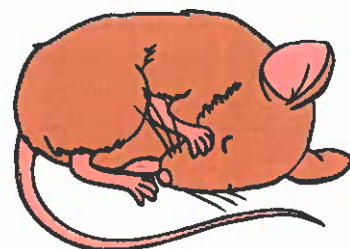

# Rhyming Words Cut and Paste

Directions: Cut and paste the matching rhyming words.





















# How Many? (Counting to 10) S1



Name: \_\_\_\_\_

Date: \_\_\_\_\_

- Count how many in each set...

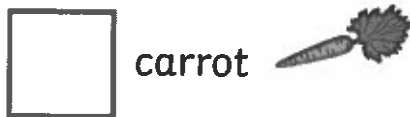
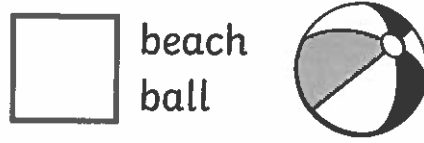

 <input type="text"/>	 <input type="text"/>	 <input type="text"/>
 <input type="text"/>	 <input type="text"/>	 <input type="text"/>
 <input type="text"/>	 <input type="text"/>	 <input type="text"/>
 <input type="text"/>	 <input type="text"/>	 <input type="text"/>

# I Spy with My Little Eye



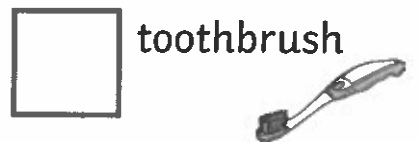




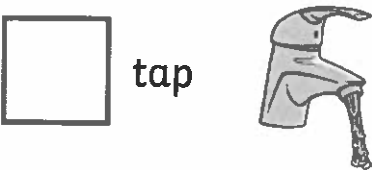


# I Spy with My Little Eye Checklist

Tick the box when you find the matching picture.



Tick the box when you find the matching picture.



Tick the box when you find the matching picture.

hat



burger



bus



sheep



butterfly




fox



tomato



pig



dinosaur



boat



bird



zebra



pirate



cake



banana



knife



log



parrot

