

‘Moving up to P6’ learning grid: Week Beginning 22.06.20

What memories will we treasure from this school year and what adventures await?

“Our Class is a Family”

Use the following link to listen to the “Our Class is a Family” story:

<https://www.youtube.com/watch?v=nsivbdri4BE>

Consider how your class is like a family. The simple story explores many themes. Can you think of four lessons that we could all learn from this text? Create a themes visualiser to explore these. You will find an example of one below:

<u>Love</u>	<u>Kindness</u>
<u>Compassion</u>	<u>Understanding</u>

Looking Forward



A phoenix is a mythical bird that was said to regularly burst into flames, leaving behind a pile of ashes. The phoenix would then be re-born from the ashes. We are like the phoenix because we can re-new ourselves in different ways. We can change the things we want, how we behave and the shape of our bodies by exercising! Looking at next year at Edenside, how do you want to grow? What will your goals be? Draw a picture of the phoenix to give it human qualities and make it a metaphor for you. If you have colouring pens try to use red, orange, yellow and white for the flames. Using words or pictures, describe how you would like to grow, develop and achieve. Here are some qualities you might want to consider: ***patience, dedication, focus, empathy, energy and enthusiasm.***

All About Me

It has been a few months since we’ve been in class together and I’m sure we have all missed each other! Create a fact file about yourself that we could display in our classroom. When we return to school in August, your classmates will be able to read all about you! You might want to include information about your birthday, your family, your hobbies, your likes or dislikes, your personal strengths, your learning goals, your favourite memory or your future goals.



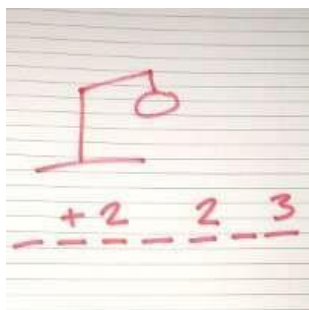
Time for a ‘Thank You!’

The ‘Our Class is a Family’ story talks about how a family supports each other through different types of “weather.” School closure has been very strange “weather” for us all this term, but we have all supported one another in our Edenside family. Can you thank someone who has been there for you? It might be a friend or family member you have spoken to on the phone. It could be someone at home, a teacher or maybe someone you’ve see on the television or internet! Why not send them a thank you card or write them a letter?



Number Hangman

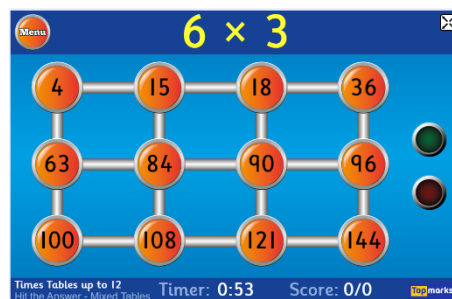
Play this game with someone at home. Write down five numbers which all have something in common. **For example, they are all in the 6 times tables, they can all be divided by 5 or they are all in the 4 times tables.** Don't tell your family member what the rule is. For each guess they get wrong, draw a part of the hangman. Once they have guessed the answer correctly or have no more guesses left, swap roles.



Multiplication Hit the Button

In P5, we have spent a lot of time practising our times tables. Now it's time to put your knowledge to the test! Use the link below to play **Hit the Button**:

<https://www.topmarks.co.uk/maths-games/hit-the-button>



Use the 'tables up to 10' option to either find the answer or find the question. You have one minute to complete as many sums as you can. Good luck!

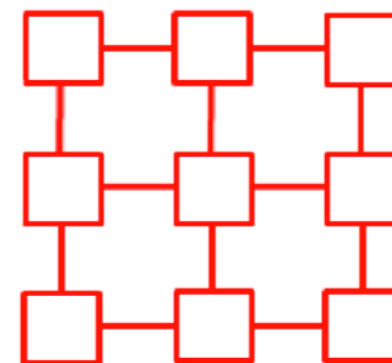
Get Measuring

It's been a few months since we were last in school and I'm sure many of you have grown a bit since then! Find out how tall you are and keep a record of the measurement. When the new term starts in August, measure your height again and find the difference between the two numbers. Why not get your family members involved, too? Find out how tall each person is, then put them in order from shortest to tallest. What is the difference between the tallest member of your family and the shortest?



Number Differences

Draw a picture like the one below in your jotter. Place the numbers 1 to 9 in the squares so that the difference between two joined squares is odd. **You must only use each of the numbers once.**



Can you find other ways to do this?
Can you put the numbers in the squares so that the difference between two joined squares is even?

One solution is provided on this week's answer sheet.

Stand Out Memories

Share a packet of M&Ms with someone in your family. Use the following colours to help you talk about your memories of the past year:

Yellow – who is someone you have enjoyed being with this year?

Red – what is something that made you laugh this year?

Blue – what has been difficult for you this year?

Green – what is something you have learned this year?


Orange – what is something you liked doing this year?

Brown – What are you looking forward to next year?



Create Your Own Time Capsule!

Home learning 2020 will be something you talk about for years to come. Create a memory box or time capsule to remember this time. You could include some written memories of these weeks, some of your home learning tasks, photos of things you did or some equipment you used.



Make Your Own Wishing Rocket!

Build and launch your own rocket! To do this experiment, you will need:

1 plastic bottle	3 pencils
Sellotape	1 cork
Baking soda	Vinegar
Paper towel	

On the side of the bottle, write one wish, goal or aim for the next school year. Place the cork in the bottle, turn it upside down and lay it on the table. Attach the pencils to the bottle using Sellotape. ***These will keep the rocket steady, so please make sure they can support it.*** Put a small amount of baking soda into the paper towel and fold it into a square. Then pour some vinegar into the bottle. Take your rocket outside and push the baking soda packet in. Place the cork in the bottle, turn it over and wait for it to launch! Watch your wish soar!



Please use a wide, open space and ask an adult to help you with this experiment.

Social Media Moments

If you could capture and share your year in nine photos, what would they be? They might be crazes, experiences, people or even places. Create a grid by drawing or photographing nine images which sum up your year. Once you have completed this, share it to your class Facebook page.



We Are a Team!

We want everyone who walks past our classroom door to catch a glimpse of the hard working and persevering learners we aim to be. Look at this example of a classroom door:



Use your class Facebook page to suggest verbs you would like to see displayed on yours for your return in August.

Learning, Laughter, Love

To keep us safe, some things will be different when we return to school in August. However, our values will remain the same: **learning, laughter and love**. Think about these values and make a video explaining what they mean to you and what you are looking forward to when we return to school. Share your ideas by uploading your video to your class Facebook page.

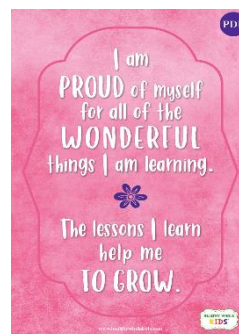


Treasured Memories

Over the last year, you have learned and accomplished so many new things. Now it's time to recognise and appreciate something you are proud of. Make a poster showing your favourite memory and get a photograph of you holding it. This will mark your achievement and will also be something for you to treasure. You can include whatever information you like:

- ✓ What stage you are finishing
- ✓ What you have learned to do
- ✓ Your favourite thing at school

We would love to see your achievements on our class Facebook page!



Whole School Challenge

Shout Out – It's the Great Edenside Eat Out!

Let's all get "together" and celebrate the end of term in true Edenside style. Plan a picnic for Monday 29th June at 12.30pm and upload your pictures/videos to the post on the School Facebook Page. It is our last chance to be together this session.

If the weather is dry, some families may even wish to meet up with another Edenside household outside. Enjoy the celebrations together from a safe 2 metre distance.



Useful Websites

<p>Numeracy and Maths: https://www.topmarks.co.uk/ https://pages.sumdog.com/ https://mathsframe.co.uk/en/resources/category/22/most-popular http://www.maths-games.org/ https://login.mathletics.com/</p>	<p>Literacy: https://www.literacyshed.com/home.html https://www.topmarks.co.uk/english-games/7-11-years/spelling-and-grammar https://www.doorwayonline.org.uk/literacy/ https://www.getepic.com/</p>
<p>Health and Wellbeing/P.E: (Joe Wicks PE) - https://www.youtube.com/channel/UCAxW1XT0iEJo0TYIRfn6rYQ (Just Dance for kids) - https://www.youtube.com/resultssearch_query=just+dance+kids www.gonoodle.com https://www.youtube.com/results?search_query=cosmic+kids+yoga https://www.bbc.co.uk/teach/supermovers https://www.nhs.uk/change4life/activities</p>	<p>Social Studies: https://www.natgeokids.com/uk/</p> <p>Expressive Arts: https://artprojectsforkids.org/</p>
<p>Science: https://www.britishscienceweek.org/plan-your-activities/activity-packs/?gclid=CjwKCAjwsMzzBRACEiwAx4ILG8_zT4qImYI4UJfsRSgopbmELVOgfmo-9fYZ88SJEJ3QeEMP67LSDxoCzIsQAvD_BwE (Learning with Lego)- https://www.legofoundation.com/en/learn-how/play-tips/</p>	<p>Ideas to help you tackle the BIG question: (Returning to school)- https://www.facebook.com/bykerprimarybooks/videos/2367067456930436</p>