

Big Question: **What memories will we treasure from this school year and what adventures await?**

Literacy 1 (Reading)

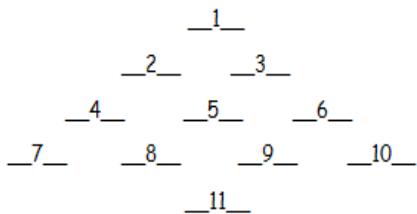
A Poem

In the new school year all P5s are getting a school iPad! That is something to look forward to, isn't it?!

iPads use passwords to keep them secure, so only you can access. But don't worry, we will set up our iPads together in class.

[This poem](#) however, is about juggling letters, numbers and symbols to create a password. Try to find out what the actual words are, remember they rhyme. (A copy is attached)

Then write your own poem of just 11 words. Make the poem about the closure of the school. Follow the pattern of a pyramid. So your first word is on 1, the second on 2, etc. Remember just to put 1 word per number.



Literacy 2 (Spelling)

Name 5 Things...

Play this game with someone in your family.

Ask them to come up with a 'name 5 things' question.

For example, name 5 things:

- green (or any other colour)
- that smell nice,
- that are circular,
- that taste sweet,
- that are big,
- ...

First you answer by naming 5 things, then you write them down. You can choose to write with pen on paper, but you can also venture outside and write with your finger in sand, or spell using stones and sticks.



Literacy 3 (Grammar)

A Verb Alphabet

Verbs are action words; they describe what someone is doing. Last week during sports day you have been jumping, running and twirling. These are 3 verbs.

Think of a different verb for every letter in the alphabet.

We had already 3 examples:

- J = jumping
- R = running
- T = twirling

The second part of this task is that you write down the full verb between brackets

- J = jumping (to jump)
- R = running (to run)
- T = twirling (to twirl)

Remember to check if your word is a real verb by making a sentence:

- I run to school.
- I am running to school.
- I jump over the bench.
- I am jumping over the bench.
- I twirl around and around.
- I am twirling around and around.

Literacy 4 (Writing)

Our Class is a Family

The starter story "Our Class is a Family" (see YouTube link on school page) talks about how a family supports each other through different types of "weather." School closure has been a very strange "weather" for us all this term, but we have all supported one another in our Edenside family.

Think of someone who has been there for you during these last weeks. It might be a friend or family member you've spoken to on the phone, someone at home, a teacher or maybe someone you've see on the television or internet?

Write them a letter in which you thank them for supporting you. Make the letter mean more by being explicit:

- what it meant for you to have their support,
 - give examples of their support,
 - give examples of happy and fun moments you had together.
- Finally decorate your letter or make it into a card. Don't forget to send/email your letter and if you like share it on your class Facebook page.

Numeracy 1

The End of Term Number Bonds to 20 Challenge

Every year you will have had your teacher telling you how important it is to be fast and accurate at your number bonds to 20. Have a go at the number bonds challenge. Either set yourself a time limit of say 5 minutes and see how many you can do, or do them all and time how long it takes you. Don't just do this once though, why not have a go doing the challenge more than once. Can you improve?

Addition and Subtraction Facts to 20 – Speed Test

See how long it takes you to complete all of these or give yourself a set amount of time (say 5 mins) and see how many you can do.



6 + 6 =	8 - 6 =	9 - 3 =	13 - 4 =	4 - 1 =
14 + 5 =	2 + 17 =	7 - 4 =	4 + 9 =	4 - 2 =
9 - 7 =	3 + 9 =	15 - 1 =	20 - 10 =	10 - 5 =
2 + 11 =	3 + 1 =	14 - 7 =	17 + 2 =	2 + 3 =
2 + 15 =	3 - 2 =	9 + 3 =	6 + 4 =	15 - 6 =
7 - 3 =	11 + 5 =	8 - 5 =	7 + 8 =	4 + 6 =
10 + 10 =	18 - 4 =	3 + 4 =	20 - 19 =	4 + 9 =

Answers on the separate answer sheet.

Numeracy 2

Times Tables Mad Maths Minutes x2, x3, x4, x5, x10

Amaze yourself with how much you have improved and learned this year.

Pick one of the times tables we have learned and have a race to complete the answers against a family member of your choosing.

Remember when you start to find a times table easy that is the perfect time to try one you find a bit more difficult one.

Why not challenge yourself to learn another times table. Give yourself a head start for next year and learn one (or more) of the x6, x7, x8, x9, x11 and x12 times tables?

[2 Times Table](#)

[3 Times Table](#)

[4 Times Table](#)

[5 Times Table](#)

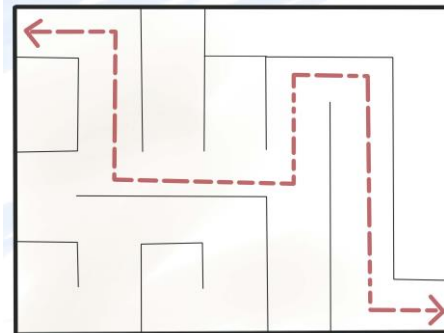
[10 Times Table](#)

Maths 1

Design a Maze

This year has been a bit like working your way through a maze with lots of twists and turns. Why don't you watch this video on [how to draw a simple maze](#). Now can you create your own simple maze for someone else to solve.

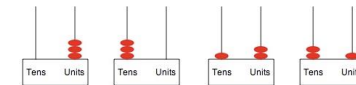
If you get confident why not try to add more dead ends to your maze. Remember to check your maze always has a route through it before asking someone else to solve it.



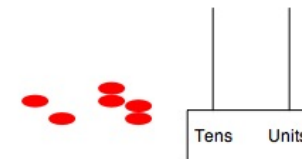
Problem Solving

6 Beads

If you put three beads onto a tens/ones abacus you could make the numbers 3, 30, 12 or 21.



Explore the numbers you can make using 6 beads.



Can you find all the ways of using the 6 beads?

How do you know you have found them all?

Why not try adding a hundreds stack? What numbers can you get with 7 or 8 beads?

[Solution](#)

Stand Out Memories

Share a packet of M&Ms with someone in your family. Use the colours to help you talk about your memories of the past year:

- **Yellow** – who is someone you have enjoyed being with this year?
- **Red** – what is something that made you laugh this year?
- **Blue** – what has been difficult for you this year?
- **Green** – what is something you have learned this year?
- **Orange** – what is something you liked doing this year?
- **Brown** – What are you looking forward to next year?



Memory Box

Make a memory box about this last year at Edenside Primary. Include memories of moments in home learning too.



You could use an old cereal box or something bigger to make a box. Decorate by making it colourful- perhaps you can stick pictures, coloured paper or 'things' like buttons on the outside. You could put your name, initials and even the year 2019-2020 on the outside. Discuss some things that you remember well from this year- a person, an event, a thing you played with. Put items in the box that help you to remember those things. You could put real things in the box- like a pencil or a small toy. You could put pictures or photographs of things in the box. You could write things and put them in, little stories about those fond memories.

Personal Growth and Achievements

Every year you are learning and growing. Think back to yourself at the beginning of this school year. What can you do now that you couldn't then?

Make a last day of school board or poster to hold and get a photograph of you holding. This will be a lovely memory to treasure and track your achievements. You can include whatever information you like: what stage you are finishing, how old you are, what you can now do, what was your favourite thing at school this year, what you want to be when you grow up. You might want to share your photo on your class FB page.



Looking Forward

Imagine you were able to travel through time into the future and meet with yourself! Your future self would know more than you, be able to do more, probably be bigger than you and might behave a little differently too!

Make your own Time Machine, look [here](#) for ideas. Be inventive, if you don't have a big box you could use a table and a curtain, or a tent.


When your Time Machine is finished make a presentation to someone in your family. Before you enter your Time Machine you tell who you are, where you are, how old you are, which year it is, what your normal day looks like at the moment. Climb into your Time Machine and zoom off to the future. When you climb out again tell your spectators where you are, how old you are, what year it is, what a normal day would look like.

I would be great if you could film your presentation and put it on the class Facebook page.



Edenside Learners

As we are moving into P5, we are saying goodbye to Charlie and Emily and saying a big hello to Edenside's Superheroes! These superheroes have learning powers that will help us become even better Edenside Learners. Can you make yourself into a superhero and create a picture that we can display in class? Take a sneaky peek at our Learning Superheroes...
<http://edenside.scotborders.sch.uk/index.php/edenside-learners/>




Please make your art no bigger than postcard size.

A Great Classroom...

Think about the type of environment and relationships that help you learn. Talk about it with your family. Think about what a great classroom

- Looks like
- Sounds like
- Feels like

It is important that your thoughts are shared with us (Mrs Moutter & Miss Pike) so that we can help make our class the best place to learn. Please share your ideas on our class Facebook page or school email.



All About ME!

We want to use the start of the new school year in August to really get to know one another by learning and sharing new things about ourselves and our classmates.

Interview someone at home and ask them these questions.

- **Where does my name come from?**
Maybe you were named after a family member or someone important in your parents' lives? Or does your name have a special meaning? What other names did your parents have in mind for girls and boys?
- **Can you remember something special happening in the news or in the world around the time I was born?**
Perhaps something unique was happening at the same time as you entered the world!
- **What three words would you use to describe me? Why?**
The people at home know you the best! How would they describe you? Do you agree – what words might you choose for yourself?



We can't wait to hear all about you!

Shout Out – It's the Great Edenside Eat Out!

Let's all get "together" and celebrate the end of term in true Edenside style.

Plan a picnic for Monday 29th June at 12.30pm and upload your pictures and / or videos to the post on the School Facebook Page. It is our last chance to be together, this session.

If the weather is dry, some families may even wish to meet up with another Edenside household outside and enjoy the celebrations together, from a safe 2m distance.



Useful Links for Further Learning: (please check to make sure these links are working each week)

<p>Mathematics</p> <p>Mad Maths Minutes Times Tables Link http://www.snappymaths.com/multdiv/10xtable/10xtable.htm</p> <p>How to draw a maze https://www.youtube.com/watch?v=z0iJ-F6VntA</p>	<p>Literacy</p> <p>Starter video - Our class is our family See YouTube link on School Page</p> <p>Poem https://www.poetry4kids.com/download/IMadeANewPasswordActivitySheet.pdf</p>
<p>Health and Wellbeing and PE</p>	<p>Topic</p> <p>Time Machine ideas https://www.youtube.com/watch?v=7ncSuX5WLZ0</p>

Addition and Subtraction Facts to 20 – Speed Test

See how long it takes you to complete all of these or give yourself a set amount of time
(say 5 mins) and see how many you can do.



$6 + 6 =$	$8 - 6 =$	$9 - 3 =$	$13 - 4 =$	$4 - 1 =$
$14 + 5 =$	$2 + 17 =$	$7 - 4 =$	$4 + 9 =$	$4 - 2 =$
$9 - 7 =$	$3 + 9 =$	$15 - 1 =$	$20 - 10 =$	$10 - 5 =$
$2 + 11 =$	$3 + 1 =$	$14 - 7 =$	$17 + 2 =$	$2 + 3 =$
$2 + 15 =$	$3 - 2 =$	$9 + 3 =$	$6 + 4 =$	$15 - 6 =$
$7 - 3 =$	$11 + 5 =$	$8 - 5 =$	$7 + 8 =$	$4 + 6 =$
$10 + 10 =$	$18 - 4 =$	$3 + 4 =$	$20 - 19 =$	$4 + 9 =$
$8 - 2 =$	$10 + 0 =$	$8 + 8 =$	$14 + 2 =$	$7 - 2 =$
$11 + 1 =$	$13 - 5 =$	$17 - 2 =$	$9 - 4 =$	$19 + 1 =$
$14 - 1 =$	$12 - 9 =$	$3 + 7 =$	$5 + 5 =$	$15 - 9 =$

Correct answers:

Time:

Name: _____

Instructions

While trying to come up with a good password we accidentally scrambled the rhyming words in the Poem (we also added numbers and symbols for good measure)! Can you crack the code and get things back to normal? When you're done, create your own secret password using numbers, letters, and symbols, and try to memorize it!

I made a new password

That no one could **su1gs#e**.

It's long and confusing

And truly a **sm&se38**.

It has random letters

and numbers **e9rl0og@a**,

with dozens of symbols

and spaces and **er^o_m**.

My password is perfect,

completely **seer%7uc**,

and no one will break it;

of that I am **re!!!4us**.

It's flawless and foolproof.

I don't have a **bt+-7dou**.

But, whoops! I forgot it

and now I'm locked **t2ou**.

--Kenn Nesbitt

