

Moving up to P4 Learning grid:

What memories will we treasure from this school year and what adventures await?

Activities this week will help you reflect upon the last academic year and to look ahead to your hopes and aspirations for P4.

Our Class is a Family

Listen to the Share a Story "Our Class is a Family" by Shannon Olsen with someone at home. How does being part of a family make you feel?

Can you make a picture of the families you belong to? You could include your family at home and your family in school. You may even have other families you belong to?

Learning Has Been Different

This year you have experienced both learning in school and at home. Can you think about advantages and disadvantages for both types of learning and create a chart?

| Home Learning | | School Learning | |
|---------------|---|-----------------|---|
| 😊 | 😞 | 😊 | 😞 |

Literacy

Make a last day of school board or poster to hold and get a photograph of you holding. This will be a lovely memory to treasure and track your achievements. You can include whatever information you like: what stage you are finishing, how old you are, what you can now do, what was your favourite thing at school this year, what you want to be when you grow up. You might want to share your photo on your class FB page.

Literacy

Make up a game to review all the sounds you have been learning during lockdown. It could be a game like snap or maybe a memory game. Make cards out of scrap paper. Share your ideas on your class Facebook page to give others some inspiration.

Family Monsters

Use the information sheet below to create your own 'Family Monster'.



Numeracy

Keep practising your Maths on Sumdog. You could challenge yourself to earn a certain number of coins each day or over a week. Try out some of the different games. You could post your favourite and why you like it on our class Facebook group.

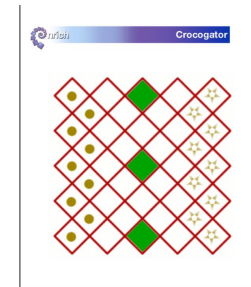
Maths

Use the link to learn all about weighing objects. Ask an adult to help you with this to begin with.

<https://www.ictgames.com/mobilePage/mostlyPostie/index.html>

Problem Solving- Crocogator

Have a go at playing this board game with a someone at home. You will need some counters or coins to act as alligators and crocodiles.



Personal Growth and Achievements

Every year you are learning and growing. Think back to yourself at the beginning of this school year. What can you do now that you couldn't then? Draw a picture of yourself now and write your achievements around about it!



Time Machine

Create your own time machine (video below). Imagine you were able to travel through time into the future and meet with yourself! Your future self would know more than you, be able to do more, probably be bigger than you and might behave a little differently too! Draw a picture of your **future self** and write around it the things you think you'll be better at: Include things like how you treat yourself, how you treat others and the activities that you'll have improved in.

Love, Learning & Laughter

To keep us safe, some things will be different when we return to school in August. However, our values will remain the same: love, laughter, learning. Think about these values and make a video explaining what you are looking forward to when we return in August.

Draw Yourself

Have a go at drawing a self-portrait. Sit in front of a mirror and look carefully at the shapes that make up your face. Take your time. Try to make it look as much like you as you can.

When your drawing is complete, surround your self-portrait with positive words that best describe you.

A Great Classroom...

Think about the type of environment and relationships that help you learn. Talk about it with your family. Think about what a great classroom

- Looks like
- Sounds like
- Feels like

It is important that your thoughts are shared with us (Mrs Moutter & Miss Pike) so that we can help make our class the best place to learn. Please share your ideas on our class Facebook page or school email.

Edenside Learners

As we are moving into P4, we are saying goodbye to Charlie and Emily and saying a big hello to Edenside's Superheroes! These superheroes have learning powers that will help us become even better Edenside Learners. Can you make yourself into a superhero and create a picture that we can display in class?

Take a sneaky peek at our Learning Superheroes...

<http://edenside.scotborders.sch.uk/index.php/edenside-learners/>

All About ME!

We want to use the start of the new school year in August to really get to know one another by learning and sharing new things about ourselves and our classmates.

Interview someone at home and ask them these questions.


- **Where does my name come from?**
Maybe you were named after a family member or someone important in your parents' lives? Or does your name have

Whole School Challenge

Shout Out - It's the Great Edenside Eat Out!

Let's all get "together" and celebrate the end of term in true Edenside style. Plan a picnic for Monday 29th June at 12.30pm and upload your pictures and / or videos to the post on the School Facebook Page. It is our last chance to be together, this session.

If the weather is dry, some families may even wish to meet up with another Edenside household outside and enjoy the celebrations together, from a safe 2m distance.



Please make your art no bigger than postcard size.



a special meaning? What other names did your parents have in mind for girls and boys?

- **Can you remember something special happening in the news or in the world around the time I was born?**

Perhaps something unique was happening at the same time as you entered the world!

- **What three words would you use to describe me? Why?**

The people at home know you the best! How would they describe you?



Do you agree - what would they choose?

We can't wait to hear all about you!

Useful Links for Further Learning:

Mathematics

****NEW**** www.sumdog.co.uk - you are all signed up for a Sumdog account. Please see your class Facebook page for more information on what this is and how to access your username and password!

Literacy

Health and Wellbeing and PE

Topic

Time machine - <https://www.youtube.com/watch?v=7ncSuX5WLZ0>

Family Monster Challenge

A family monster can be created by calculating monster figures and collecting information about your family...



FOR EXAMPLE...


A family of five's monster would have five mouths, ten ears and ten googly eyes. It would have ten arms and legs and fifty fingers and toes!

Work together to create your own family monster. You can work out...

How many...

- eyes
- ears
- mouths
- noses
- tongues
- teeth
- arms
- legs
- fingers
- toes
- feet

Instead of the number of arms (for example) – you could imagine your monster with just one arm – but how long is that arm?

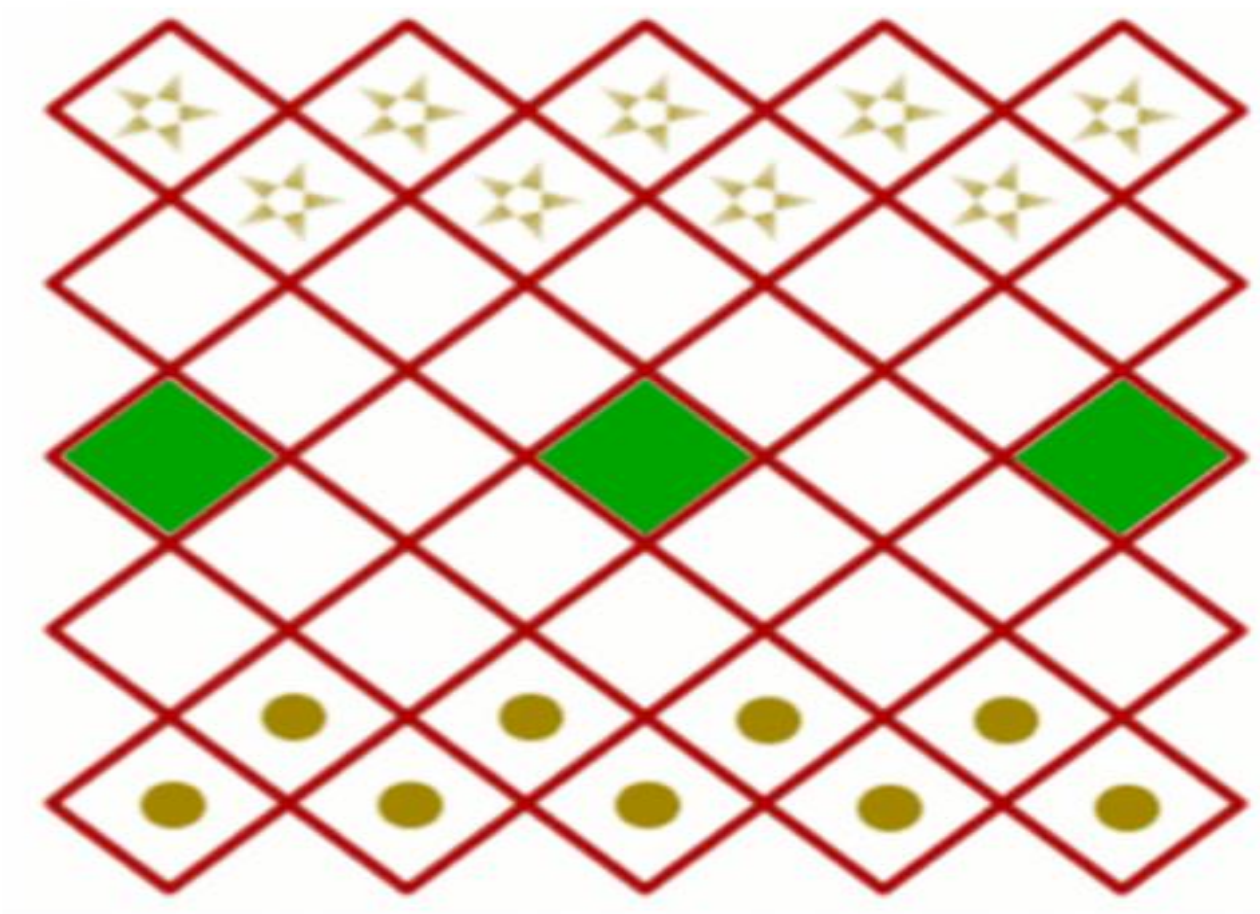


- How tall is your family monster?
- Roughly how far does your monster walk each day?
- How old is your monster?

Think about what type of calculations you'll need to do. Some might be quite tricky and really challenge your brain – don't forget to ask for help if you need it.

When you are finished, draw a picture of your family monster, label it and give it a name.

Post your pictures on our Facebook Page – we would love to see them!



Instructions:

One player has 9 crocodiles on the spots and crocodiles can move one square at a time in any direction, including horizontally or vertically through the corners of the squares.

The other player has 9 alligators on the stars. Alligators can move 1 or 2 squares at a time but only parallel to the sides of the squares and not horizontally or vertically through the corners of the squares.

The 3 green squares are islands.

Players take turns moving their pieces and the object of the game is for a player to be the first to get one of his pieces on each of the three islands.

Only one piece is allowed in any square. If one piece lands on another, then the piece landed on is removed. There is no jumping. These rules apply in the green squares as well.