

'Moving up to P2' learning grid w/b 22nd June 2020

Big Question: **What memories will we treasure from this school year and what adventures await?**

Whole School Challenge

Shout Out – It's the 'Great Edenside Eat Out!'

Let's all get "together" and celebrate the end of term in true Edenside style. Plan a picnic for Monday 29th June at 12.30pm and upload your pictures and / or videos to the post on the School Facebook Page. It is our last chance to be together, this session.

If the weather is dry, some families may even wish to meet up with another Edenside household outside and enjoy the celebrations together, from a safe 2m distance.



Write a List

Ask an adult to help you to write a list of things you can now do that you couldn't do before being in Primary 1. It could be something at school to do with Literacy or Numeracy, or maybe something at home.

You have achieved so much in your first year at school and should be very proud of yourself!

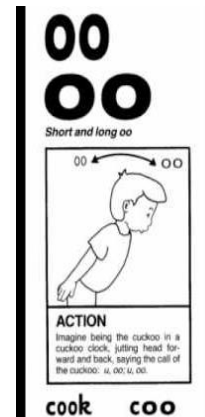
Our Class is a Family

Listen to the 'Share a Story' called, 'Our Class is a Family' by Shannon Olsen with someone at home.

<https://www.youtube.com/watch?v=nsivbdrj4BE>

Phonics

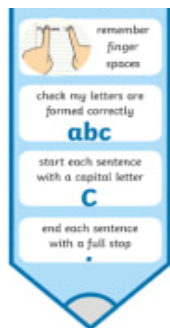
This week we'd like you to think about the 'oo' sound. Here is the action:



Last Day of School Board/Poster

Make a last day of school board or poster to hold and get a photograph of you holding it.

Remember to write on the line, use finger spaces and don't forget a capital letter and full stop!



How does being part of a family make you feel?

Can you make a picture of the families you belong to.

You could include your family at home and your family in school. You may even have other families you belong to?



Imagine being a cuckoo in a cuckoo clock, jutting head forwards and back, saying the call of the cuckoo: u, oo, u, oo

Can you find any words with 'oo' in a book?

Can you find any objects in your house which have 'oo' in them?

You can listen to the 'oo' song:

<https://www.youtube.com/watch?v=VYeSld5nUTo>

Follow the link below to blend some 'oo' words:

<https://www.youtube.com/watch?v=ONggoexO8gY>



This will be a lovely memory to treasure and track your achievements.

You can include whatever information you like:

- what class / stage you are finishing
- how old you are
- what your favourite thing at school was this year
- what you want to be when you grow up.

You might want to share your photo on your class Facebook page.

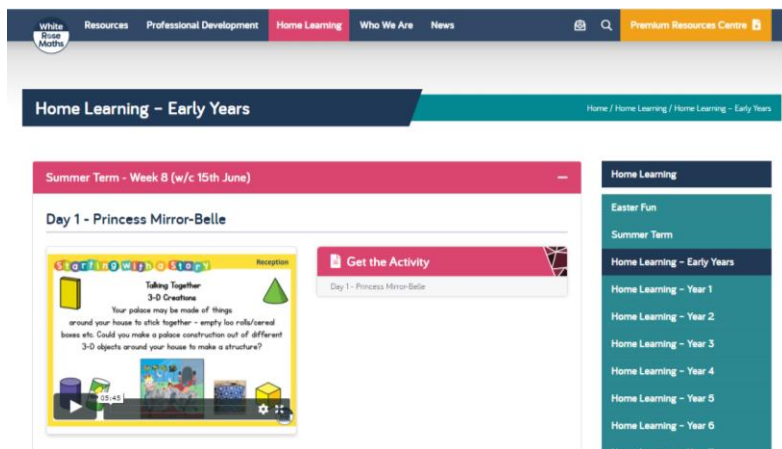
White Rose Maths

This week, we'd like you to have another look at the White Rose Maths resource. Click on the link below:

Problem-Solving

<https://whiterosemaths.com/homelearning/early-years/>

This takes you to the 'White Rose Maths home learning early years' page (see left hand picture below). Click on the pink bar which says, 'summer term', then select **week 7**. This will take you to a week of activities based around 'The Princess and the Wizard' by Julia Donaldson. As before, you don't need the book to be able to do the activities, but if you'd like to listen to the story then look out on our class Facebook page for your teacher reading it to you!



There are 5 days of activities. Click on 'Get the Activity' and this takes you to a PowerPoint of the tasks for that day (right hand picture above).

Please feel free to dip in and out of the activities, you do not have to do them all! Below is an outline of the tasks suggested on each day:

Day 1 – days of the week / shapes

Day 2 – days of the week / number order

Day 3 – counting games

Day 4 – adding to 20 / halving

Day 5 – positional vocabulary / symmetry

Eggs in Baskets



There are three baskets, a brown one, a red one and a pink one, holding a total of ten eggs.

The brown basket has one more egg in it than the red basket.

The red basket has three fewer eggs than the pink basket.

How many eggs are in each basket?

You could draw a picture to help you or use real eggs and bowls to try it out!!

Sharing memories

Ball Skills

Dandelion wishes

Share a packet of M&Ms or Smarties with someone in your family. Use the colours to help you talk about your memories of the past year:

Yellow – who is someone you have enjoyed being with this year?

Red – what is something that made you laugh this year?



Blue – what has been difficult for you this year?

Green – what is something you have learned this year?

Orange – what is something you liked doing this year?

Brown – What are you looking forward to next year in P2?



You can use any balls you like for these activities – try using a variety of different ones. You can use socks, or other pieces of clothing if you don't have balls at home.

 <p>BALL SKILLS/ ROLLING</p>	<p><u>BALL WALK 1</u></p> <p>Take a ball for a walk round your room/garden, using your hands.</p> <p>Move in different directions to take the ball round all your furniture, or obstacles outside.</p>	<p><u>ROLLING LOOPS</u></p> <p>Use one hand to roll a ball around your body in a big circle.</p> <p>Roll the ball in and out your feet in a figure of 8.</p>	<p><u>ROLLING WITH A PARTNER</u></p> <p>Sit on the floor and roll the ball to each other.</p> <p>Sit on the floor and bounce the ball to each other (keep the bounces small and low!).</p>	<p><u>TARGET PRACTICE</u></p> <p>Try to roll the ball between two of your cuddly toys (make it harder by making the gap smaller).</p> <p>Set out your cuddly toys at various distances away. Roll your ball and try to knock them over!</p>
	<p>Use only one hand at a time.</p>	<p>Change hands and change direction!</p>	<p>Move further apart.</p>	<p>Move further away.</p>

Go for a walk and find some dandelion heads.

Make some wishes of things you would like to learn next year in school and blow the seeds away to make your wishes come true.



		<p><i>Keep the ball close to you.</i></p> <p><i>Use your fingers to move and guide the ball.</i></p> <p><i>Keep your head up to see where you are going.</i></p>	<p><i>Use your fingers to move and guide the ball.</i></p>	<p><i>Follow through pointing your hands at your partner.</i></p>	<p><i>Use two hands.</i></p> <p><i>Follow through pointing your hands at your target.</i></p>		
<p><u>Science - Just for fun!</u></p> <p>We did lots of Science in Primary 1. Do you remember learning about how things move? Push and pull? Why we have day and night? What was your favourite?</p> <p>Here is some more Science for you to enjoy!</p> <p>Click on the link below and then on the picture of the animal to watch a fantastic film about the sugar glider!</p> <p>https://www.tigtagjunior.com/</p>	<p><u>Memory Box</u></p> <p>Make a memory box about this last year at Edenside Primary. Include memories of moments at school as well as home learning.</p> <p>You could use an old shoe box/cereal box.</p> <p>Decorate by making it colourful- perhaps you can stick pictures, coloured paper or 'things' like buttons on the outside.</p> <p>You could put your name, initials and even the year 2019- 2020 on the outside.</p> <p>Discuss some things that you remember well from this year- a person, an event, a thing you played with... Put things in the box that help you to remember those things. You could put real things in the box- like a pencil or a small toy. You could put pictures or photographs of things in the</p>	<p><u>Self-portrait</u></p> <p>Create a self-portrait to share with your class so that we can have a "fabulous faces" school family gallery in your classroom in August.</p> <p>You may want to draw or paint your portrait, or you could make your face from objects and take a photograph.</p> <p>You could share your picture on our Facebook page or email it to the school.</p>	<p><u>Looking Ahead</u></p> <p>To keep us safe, some things will be different when we return to school in August. However, lots of things will be the same - friendly faces and exciting learning.</p> <p>Draw a picture of something that you are looking forward to on your first day back at school.</p>				



How many facts can you remember?

Can you draw a picture of the sugar glider and write your fact underneath?

box. You could write things and put them in.



Optional resources:

The following website has some excellent reading resources. When you open the website select 'Browse eBooks'. You can browse books by age or by 'Oxford Level'. Oxford Level 1, 1+, 2 or 3 will be suitable for P1. All the books are free to read, but once you've selected a book to read, you'll be asked to register before the book opens.

<https://home.oxfordowl.co.uk/>

Another website which offers reading materials is Epic. They offer a free subscription for 30 days and have a large selection of fiction and non-fiction.

<https://www.getepic.com/>

