





Whole School Challenge - Shout Out – It's the Great Edenside Eat Out! Let's all get "together" and celebrate the end of term in true Edenside style. Plan a picnic for Monday 29th June at 12.30pm and upload your pictures and / or videos to the post on the School Facebook Page. It is our last chance to be together, this session. If the weather is dry, some families may even wish to meet up with another Edenside household outside and enjoy the celebrations together, from a safe 2m distance.

| Nursery learning grid – w/b 22nd June 'What memories will we treasure from this school year and what adventures await?' | | | |
|--|---|---|--|
| <p>Talk to an adult about what you have enjoyed doing the most in nursery. What was your favourite thing to do in nursery? What would you like to do when we return to nursery after the summer ? What toys do you like to play with? Share your ideas on the nursery Facebook page.</p> | <p>You have had some very special "teachers" at home over the past few months.</p> <p>Make a medal or a rosette for the person or people in your house who have helped you with your learning at home - great job!</p>  | <p>We want to have our story shelf stocked with books that you love, ready to share in the new school year.</p> <p>Work with someone at home to create and share your 'Top 5' list of books.</p> <p>Share your list on the nursery Facebook page so we can see what you want to read together in August.</p>  | <p>Make a 'last day of school board' to hold and take a photograph. This will be a lovely memory to treasure and track your achievements. You can include information such as your class, how old you are, what you can now do, your favourite thing at nursery, what you want to be when you grow up.</p>  |
| <p>Can you have a think about routines of the day? Talk to a family member about what a day looks like at nursery and what it is like today.</p> | <p>If it's sunny you could get out your paddling pool. If not, jump in the bath and collect a variety of different containers and measuring jugs. Which container takes more or less water? Can you order them into size?</p> | <p>When in the garden or out for your daily walk, take a teddy and hide it. Give family member instructions to try and find it. Do they have to go forwards or backwards? Left or right? How many steps?</p> | <p>Go for a walk and find some dandelion heads. Make some wishes of things you would like to learn next year in school or nursery and blow the seeds away to make your wishes come true.</p> |
| <p>Can you make a memory jar? You could use a recycled jam jar to decorate. Ask an adult or sibling to help you scribe some memories from the past year. Pop them in the jar for a keepsake.</p> | <p>Draw a picture of some things you would like to do in the summer holidays. Can you share your pictures on the nursery Facebook page for us to see?</p> | <p>When out on your picnic, can you have an egg and spoon race with your family? Who will win? Keep it steady!</p>  | <p>If the weather isn't too nice, you could have a picnic inside and complete a 'Space Picnic' yoga session. https://www.youtube.com/watch?v=d85dw-AcAaU</p> |

| | | | |
|--|---|--|--|
| <p>Can you build a face using story stones? Collect some stones and draw on eyes, nose, smiley face, sad face etc. Use these stones to make a face to talk about how you are feeling about returning to nursery.</p> | <p>Can you use some kitchen utensils to create a painting? You might use a spatula, potato masher, spoons or forks. Share your pictures with us on the Facebook page!</p> | <p>Use this activity sheet to draw pictures of your favourite things to do at nursery. https://www.twinkl.co.uk/resource/t-c-780-school-year-memory-write-up</p> | <p>Can you create a friendship tree and use a fingerprint on each of the branches for all of the friends you have made in nursery. You could also add a fingerprint for each of your teachers.</p> |
|--|---|--|--|