

Uranus Home Learning Grid w/b 11th May 2020 – How can we help the environment?

Listening and Talking

Watch this story about a whale with a big challenge, to clean up the ocean. Talk to somebody at home – what happened to the animals that were surrounded by plastic? The whale tried to clean up the plastic by himself but there was too much to do. How did he manage to get it done? Can you think of a time that something was difficult to do alone but manageable when everyone worked together?

<https://www.youtube.com/watch?v=xFPoIU5iiYQ> - A Whale's Tale



Writing

The boy in the story, 'A Whale's Tale', made a poster to try and encourage other people to recycle and stop the ocean from becoming polluted – can you make one?

What message will you write on your poster?

What pictures will you put on your poster?

Where will you put your poster?



Reading

Some ideas of questions to ask your child when reading:

Before reading the book:

Can you point to the title? What do you think this story will be about? What might happen in the story? Who is in the story?

During the reading of the book:


What is happening here? What is _____ doing? What might happen next? How do you think the story might end? Is _____ friendly/ mean/ kind...? What does _____ mean? (To check understanding of a word)

At the end of the book:

Did you like this book? Why? What was your favourite part? Why? Which character did you like the best? Why? Why did that character do ... (give a situation/ event from the story)? What happened in the story?

Phonics

This week we'd like you to think about the 'sh' sound. Here is the action:



Can you find any words with 'sh' in a book? Can you find any objects in your house which have 'sh' in them?

You can listen to the 'sh' song:


<https://www.youtube.com/watch?v=LdIALw6UU-U>

Follow the link below to blend some 'sh' words:

<https://www.youtube.com/watch?v=7gBsGxhdt2E>

Letter Formation

These are called 'One-Armed Robot Letters' because they all start with a straight line down, then they come back up that same line and curve to the right.



Copy each letter in your jotter 5 times.

Remember to use finger spaces and to position each letter correctly on the line.

Count to 100

Join in with this song about counting to 100.

<https://www.youtube.com/watch?v=SxgCA1qOW20>

Ask an adult to pause the song at different parts and see if you can guess what number comes next.

For an extra challenge you can try to continue the song?

Make up the next part with your own exercises:

101, 102, 103, 104, 105, 106, 107, 108, 109, 110...



Counting in 10s

Listen to this song to help you remember how to count in 10s.

<https://www.youtube.com/watch?v=-gmEe0-ex8>

Now sort different items into groups of 10. This could be:

- Towers of Lego/Duplo
- Bundles of straws
- Cheerios on sticks/pipe cleaners
- Crayons/pencils/pens

Can you count in 10s further than 100?



Recycling

Can you sort your recycling into groups?

- Plastic
- Paper
- Metal
- Glass

Use tally marks to show how many of each material you have found.

Now count your tally marks for each material and write totals.

Which type of recycling material do you have the most of?

Which type of recycling material do you have the least of?

Money Feely Bag

Put a 1p, 2p, 5p, 10p, 20p, 50p, £1 and £2 coin into a coloured bag (one that you can't see through).

Put your hand into the bag and choose one coin to feel.

What shape is it?
What size is it?
Can you guess which one it is?

Play this game lots of times until you guess all the coins correctly.

*you could use a scarf as a blindfold to make sure there is no peeking!

Toy Shop Money Game

Play this game to practise choosing the right coins to pay for different toys.

<https://www.topmarks.co.uk/money/toy-shop-money>



Fruit and Veg Rainbow

Draw or paint lots of different fruits and vegetables to make a rainbow!

Display in your window as a fruit and veg rainbow!

Try to eat 3 different colours of fruit or vegetable every day to stay healthy.



Help to make soup for lunch!

Help an adult to make some healthy, delicious soup! You could try this easy recipe below for sweet potato and carrot soup:

- 1 ham/veg stock cube
- Half a red onion
- 4 large carrots
- 1 large sweet potato
- Enough water to cover the vegetables

Bring to the boil and then simmer for 20 minutes. Enjoy!

The Bean Game

Ask an adult/big brother or sister to call out different kinds of beans and then perform the actions:

- String Bean - Stand tall and thin.
- Broad Bean- Stand in a star shape.
- Jumping Bean – Jump up and down.
- Kidney Bean - Cross your legs and say: “Oooh”.
- Jelly Bean - Wobble like jelly.
- Baked Bean - Hold your nose and say: “Phew”.
- French Bean Say: “Oooh la la”.
- Runner Bean - Run on the spot.

Ball Awareness

Pass a ball:

- around the waist.
- around two legs/one leg.
- under bent knees while sitting/ bouncing.
- Bounce the ball in front of you using two hands and catch it.
- Walk around and bounce the ball.
- Throw and catch with two hands.
- Throw, clap and catch.

Make Your Own Sundial

Choose a nice robust stick and place it upright in the ground, somewhere where it can sit for a while without getting in the way. Once the time hits the hour, place a stone, make a mark, chalk a number or otherwise note the position of the stick’s shadow at that time.

Try to mark every hour.




Ocean Sensory Bag

Make yourself your own ocean sensory bag.

Fill a zip lock bag with a little blue soap or water with blue food colouring.

Add in anything you think you might find in the ocean – sand, small rocks, shells, sea creatures (you could cut some out from foil or plastic).



Music

Can you sing along with this video? Maybe you could use some things at home to dress up a sea creature?

https://www.youtube.com/watch?v=sROB_PgZHqQ - Love the Ocean Song

“Old Macdonald had an Ocean”

Create your own version of the famous song with sea creatures and their sounds / actions.

E.g.

Old Macdonald had an ocean, E I E I O.

And in that ocean he had a shark, E I E I O.

With a chomp, chomp here and a chomp, chomp there. Here a chomp, there a chomp, everywhere a chomp, chomp.

Old Macdonald had an ocean, E I E I O!

Looking after the birds

Can you make a bird feeder to hang on a tree you can see from your house? Or you could hang it somewhere when you go out for a walk.

Here are some pictures to give you some ideas.



The seeds are stuck onto the toilet roll with peanut butter and the heart is made from Cheerios threaded onto a pipe cleaner.

For more ideas:

<https://happyhooligans.ca/32-homemade-bird-feeders/>

Looking after our local area

If you are heading out on a walk with an adult, take along some gloves and a bag and do a little litter pick on your way. Remember not to touch anything that might be sharp.



Mrs White's Dad has been cycling between Kelso and Birgham for his daily exercise and has been collecting litter along the way. He has picked up more than 1500 plastic bottles and drinks cans and 55 glass bottles!!! This is a photo of some of them in a sack on the back of his bike!



Whole School Challenge

Upcycle challenge

Can you create a piece of art or a practical object that was once something else?

You could make jewellery, rubbish creatures, something for the garden, a desk tidy...let your imagination and creativity run wild!

Use milk jugs, cardboard boxes, old clothes, egg cartons, carrier bags or anything else you know is no longer needed.

If you would like to, you can post us a before and after picture on our Facebook page so we can see your wonderful recycled creations.

<https://handsonaswegrow.com/34-recyclables-to-upcycle-for-the-kids/>