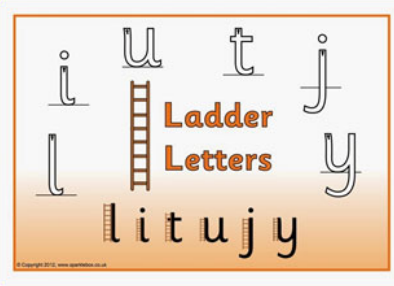



Uranus Home Learning Grid w/b 4th May 2020 – What Would it be Like to Visit Paris?

<p><u>A Lion in Paris</u></p> <p>Watch this story (read by Miss Pike):</p> <p>https://youtu.be/cHi3yNm6pfo</p> <p>Tell your own story of a lion visiting somewhere in Kelso.</p> <p>Where would you take it for a walk... the park, to the Square, to Edenside?</p> <p>Draw a picture and ask an adult to help you to write a sentence about where you took the lion.</p>	<p><u>Match cards</u></p> <p>Try this reading game below:</p> <p>https://www.phonicsbloom.com/uk/game/match-cards?phase=2</p> <p>You have to sound out each word at the top of the screen and then choose the correct picture to match it. Drag the picture and place it on top of the word. See how many you can sound out correctly out of 10. Good Luck!</p>	<p><u>Ladder Letters</u></p> <p>These are called 'Ladder Letters'</p>  <p>Copy each letter in your jotter 5 times.</p> <p>Remember to use finger spaces and to position each letter correctly on the line.</p>	<p><u>Alphabet Game</u></p> <p><u>You will need:</u></p> <ul style="list-style-type: none"> • Your alphabet cards • Your dice • 2 different counters (stones or bottle lids will do) <p>Lay all your alphabet cards out on the floor in front of you (face up)</p> <p>Make a long line, putting all the letters in alphabetical order as quickly as you can (think of our alphabet song to help you if you need to).</p> <p>With an adult/older brother or sister, take turns to roll the dice and move your counter that number of places along the alphabet. Whatever letter you land on you need to think of 3 words beginning with that letter, e.g. 'L'</p> <ul style="list-style-type: none"> • Lemon • Lolly • Leopard <p>The first person to reach the end of the alphabet is the winner.</p>	<p><u>French Peppa Pig!</u></p> <p>Enjoy this episode of Peppa Pig in French.</p> <p>You might recognise some of the words for fruit and vegetables.</p> <p>Have fun making up your own story in English to go with this episode.</p> <p>https://www.youtube.com/watch?v=pVCVd88rV4I</p>
--	--	--	---	--

Post-It Sums

You will need paper, pens and post-it notes. Ask an adult to write some adding sums for you on separate pieces of paper – these could be number buddies to 10 or other addition sums. The adult then needs to write the answers on post-its and you need to match the answers to the correct sums.




Ideas to practice counting in 5s

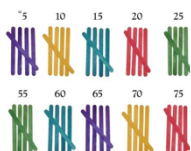
Use this song:

<https://www.youtube.com/watch?v=4ZPgFfo0l3k>

Draw round lots of hands! How many hands do you need to draw round to count to 100 in 5s?



Use tally marks.



Gather sticks while out for a walk and make into bundles of 5.



Counting backwards

As well as counting forwards to 100 we'd like you to try counting backwards. Start off with counting backwards from 20 - once you're happy doing that move onto counting backwards from 30. If you want to challenge yourself try counting back from 50 or 100!!

You could also use your 100 square – choose a number to start from and count backwards from there until an adult tells you to stop e.g. start at 35 and count back to 20.

Counting back from 20:

<https://www.youtube.com/watch?v=fS60rraBhz4>

Counting back from 30:

<https://www.youtube.com/watch?v=ndj6D-cWseA>

Counting back from 50:

<https://www.youtube.com/watch?v=YtNskltyAOE>

Counting back from 100:

<https://www.youtube.com/watch?v=-iwgJmW1uvg>

Money

Use the game below to help you to sort coins. Choose the 'sorting' game to sort up to 2 coins and the 'ordering' game to understand how much the coins are worth. If you really want to challenge yourself then try the 'counting' game where you need to add up how much the coins are worth!

You could use your knowledge of counting in 2s, 5s and 10s to help you.

<https://www.topmarks.co.uk/money/coins-game>



Money

Set up a pretend shop in your house. You could use real food, pretend food or empty food packages.

Make up prices for the items, up to 5p. You could draw labels for each one or write a price list.

Use 1p, 2p, 5p and 10p coins to 'buy' items from your shop. If you buy 2 or more items, you will need to add the amounts together to work out how much you need to pay. Can you give the shopkeeper the right money?



Healthy Lunch

The lion in our story was worried when he saw people carrying sticks under their arms - he thought they were swords!

The sticks were actually French bread called "baguettes."
Have you ever tried a baguette?

Can you design a filled baguette – what would you choose to put inside it? You could either draw your baguette or make one if you have the ingredients in your house!



Healthy Drink

Can you use a selection of fruits to make a "lait frappe" for Milkshake Monday?

Use the French words for the fruits to talk about the ingredients that you use, e.g. la pomme, la banane, les fraises etc... Listen to the 'J'aime les fruits' song on the next page if you're unsure of what the words are in French!



Musical Statues

The Lion stood on a plinth to make a wonderful statue at the end of the story, 'A Lion in Paris'.

Can you have a game of musical statues with someone at home? Think about what rules you are going to use for the game. Who will decide if you are moving or not?

Remember no wobbling!



Jumping for fitness, coordination and balance 1

Equipment: ties/rolled up towels/sticks


1. Line up ties/towels/sticks like a ladder. Jump two feet together over the ladders and back. Don't go too quickly and don't stand on the ladder.

How many times can you go up and down in 20 secs? How long for 1 go?

2. 4 corner challenge - lay 2 ties/towels/sticks in a + shape. Can you jump in each section clockwise and anti-clockwise with 2 feet and then on 1 foot? Can you jump across the diagonal? Aim for accuracy, not speed and then both. How long does it take you to finish the whole sequence?

Building

Look back at the picture of the Eiffel Tower in the book 'A Lion in Paris' – can you make a tower using some things you have at home? If you're out for a walk you could maybe collect some things to help you. You can build the tower inside or in your garden. We'd love to see pictures of your towers on our Facebook page!



French Numbers

Practise your numbers to 20 in French by joining in with this fun French song.

<https://www.youtube.com/watch?v=UsEz58BbIMY>

The Very Hungry Caterpillar

Watch 'The Hungry Caterpillar' and then act out the story, using some French words.

You could either count the foods in French or get an adult to help you with the French number words while you count in English.

<https://www.youtube.com/watch?v=75NQG-Sm1YY>

The Louvre Art Gallery

In 'Le Louvre' Art Gallery in Paris you will find many wonderful pieces of art including some paintings by Italian artist Guiseppe Arcimboldo. He is famous for making portraits of people using fruit, vegetables and even fish!

Watch this video to find out more about Arcimboldo's art.

<https://www.youtube.com/watch?v=7TVsSjv9zEY>

Use real food or cut out pictures of food from magazines or leaflets to make a picture of your face or someone in your family.

Make sure you use the food to make something delicious afterwards!

If you want to, you can take a photograph of it and share it with others.



French Fruit

The song 'J'aime les fruits' is all about fruit. See how many French fruit words you can learn by singing this fun, French song!

<https://www.youtube.com/watch?v=nJ03KjwiIVM->



Draw a picture of your favourite fruit and colour it in to brighten up your window or to stick on the fridge!

French Flag Family Challenge

Find as many blue (bleu), white (blanc) and red (rouge) items as you can in your house to make a French flag. Take a picture of it from above and post it to your class or the school Facebook page.

