

## Saturn Home Learning Grid - Week Beginning 11<sup>th</sup> of May

### BIG QUESTION: What can we do to help the environment?

#### Phonics

This week we'd like you to revise the "-tch" sound. Here are some activities you could do to remind yourself of the sound:

- Use the word maker sheet that is attached to build words with the sound "-tch" in them.
- Get an adult to read you the phoneme story (below). As they read it aloud, count how many "-tch" sounds you hear. Were you correct?
- Use the phoneme story and highlight the tch words. Practise spelling these words throughout the week.



#### Watch and Take Notes

Some of you two weeks ago made a poster about how we can help save planet earth - they were fantastic! This week we want to learn a bit more about things we can do to help our planet. Here's what to do:

- Watch the video
- Take notes - what tips were we given to help make a difference? (Only note down ideas you didn't include in your poster from last time, if you made one)
- Display your notes neatly (be creative).

[https://www.youtube.com/watch?v=bn8R\\_XqjjIO](https://www.youtube.com/watch?v=bn8R_XqjjIO)

#### Adjectives

Look at the attached pictures of our world. In your home learning jotter, draw your own version of each picture.

Around the pictures you have drawn, write as many adjectives (describing words) that you can think of to describe what the pictures make you think of.



#### Reading

Read a book you have at home.

Write sentences about:

1. Who are the characters? What are they like?
2. Where is the story set? What is it like?
3. What happens in the story? (Think about Beginning, Middle, End)

#### Instruction Writing

Think about something you have done recently and write a set of instructions for the task. You could write instructions for a game you have played, a meal you have helped make or even how to brush your teeth!

Remember instructions need:

- A list of equipment or materials
- Numbered steps in time order
- Time openers (first, then, next, lastly...)
- Bossy words (slice, chop, jump, mix, wait...)
- A photo or diagram



### Problem Solving - Square Corners

Use the **attached sheet** to solve the following problem:

*What is the greatest number of counters you can place on the grid without four of them lying at the corners of a square?*

If you enjoyed this challenge, why not come onto our class Facebook page and tell us how you solved it?

### Place Value 3-Digit Number Challenge

Pick three single digit numbers e.g. 5 8 2

Use your place value knowledge to answer the following questions. What is the...

1. Largest 3-digit number you can make? **852**
2. Smallest 3-digit number you can make? **258**
3. Largest odd 3-digit number? **825**
4. Largest even 3-digit number? **852**
5. Smallest even 3-digit number? **258**
6. Smallest odd 3-digit number? **285**

Remember an even number can always be divided by 2 equally. An odd number doesn't divide equally. Even numbers always end in 0,2,4,6,8 and odd numbers always end in 1,3,5,7,9.

Try a few of these then challenge yourself by doing the same challenge but with a 4-digit number.

### Legs!

Count the number of legs of each of the things below in your home and record each as a number sentence:

- legs of tables e.g.  $3 \times 4 = 12$  (3 tables with 4 legs = 12 legs)
- legs of people
- legs of cats, dogs or other animals



### Three Coins Challenge

What values up to 50p can you make using exactly three coins?

Make a list of the amounts you have made.


Extend this challenge by increasing or decreasing the amount of coins you can use or the value you are trying to make. e.g. *what values up to £1 can you make using exactly 5 coins?*









### Is It Symmetrical?

Draw, write or photograph some items around your home that at first glance might be symmetrical but actually are not.

Describe why they are not symmetrical, for example, the numbers on a clock are not symmetrical.



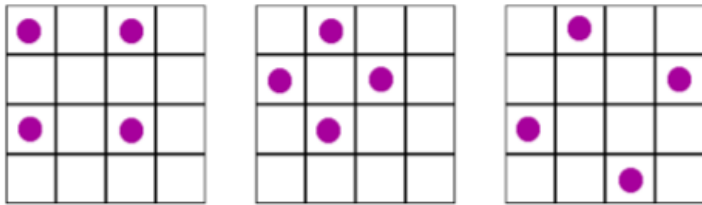
<p><b><u>Love Food Hate Waste</u></b></p> <p>Every year we waste 4.5 million tons of food that we can eat (that's enough food to fill 38 million wheelie bins!).</p> <p>Spend some time looking at the 'Love Food Hate Waste' website and maybe try out some of their leftover recipes.</p> <p><a href="https://scotland.lovefoodhatewaste.com/">https://scotland.lovefoodhatewaste.com/</a></p> 	<p><b><u>Litter Pick</u></b></p> <p>If you are heading on a walk with an adult, take along some gloves and a bag and do a little litter pick on your way. Remember not to touch anything that might be sharp.</p> 	<p><b><u>Encouraging Nature</u></b></p> <p>Can you make a bird feeder to hang on a tree you can see from your house?</p> <p>Here are some pictures to give you some ideas (the seeds are stuck onto the toilet roll with peanut butter and the heart is made from Cheerios threaded onto a pipe cleaner)</p> <p>You might want to draw the birds that visit your feeder. You could even gather some information about the numbers and different types of birds you have seen.</p> 	<p><b><u>Golf: Rolling</u></b></p> <ul style="list-style-type: none"> <li>Place 5 targets in different places on the floor (in your garden or in a room)</li> <li>Decide on a starting point</li> <li>The aim is to roll a ball, making it rest against one of the targets in the least amount of rolls possible</li> <li>The winner is the player who rests their ball against a target with the fewest rolls</li> <li>Repeat with all of the different targets</li> </ul> <p><b>Top tips</b> Roll underarm - step forwards with one foot, bending the knee and releasing the ball along the ground using your opposite hand.</p>	<p><b><u>Seaworld Game</u></b></p> <p>First of all, decide on 6 sea creatures and work out an action for each eg. Shark - make a shark fin, jelly fish - shake like jelly, clown fish - do a funny face. Now run around in a space and ask someone to shout out the creatures at random, can you remember the all the actions?</p> 
<p><b><u>Outdoor Challenge</u></b></p> <p>We're all staying safe at home. Because there are fewer cars on the roads, nature is starting to creep into places we wouldn't usually see it. Have a look around as you go on your walk or out your window and make a list of any birds and animals that you see. You could do a little research to find out about one of these creatures and produce an informative leaflet.</p>	<p><b><u>Sing Your Heart Out</u></b></p> <p>Can you sing along with this video? Maybe you could use some things at home to dress up a sea creature?</p> <p><a href="https://www.youtube.com/watch?v=sROB_PgZHqQ">https://www.youtube.com/watch?v=sROB_PgZHqQ</a></p> 	<p><b><u>Act it out!</u></b></p> <p>Pretend that you are a news presenter on BBC Newsround. How would you tell your audience all you've learned this week about helping the environment?</p> <p>Think about any props you might need. For example - pictures to hold up etc. Be as creative as you can. Get someone to film you!</p> 	<p><b><u>Love The Ocean</u></b></p> <p>First, watch this YouTube video: <a href="https://www.youtube.com/watch?v=sROB_PgZHqQ">https://www.youtube.com/watch?v=sROB_PgZHqQ</a></p> <p>Make a drawing, collage or any type of picture which shows some creatures you would find in the sea. Talk about how what we (as humans) do that affect the fish. Are we kind or cruel? What can we do to make a difference?</p>	<p><b><u>Whole School Upcycle Challenge:</u></b></p> <p>Can you create a piece of art or a practical object that was once something else? You could make jewellery, a musical instrument, gardening tools, Rubbish Creatures, a desk tidy...let your imagination and creativity run wild! Use milk jugs, cardboard boxes, old clothes, egg cartons, carrier bags or anything else you know is no longer needed. Please post us a before and after picture on our Facebook page so we can see your wonderful recycled creations.</p>

# Useful Websites

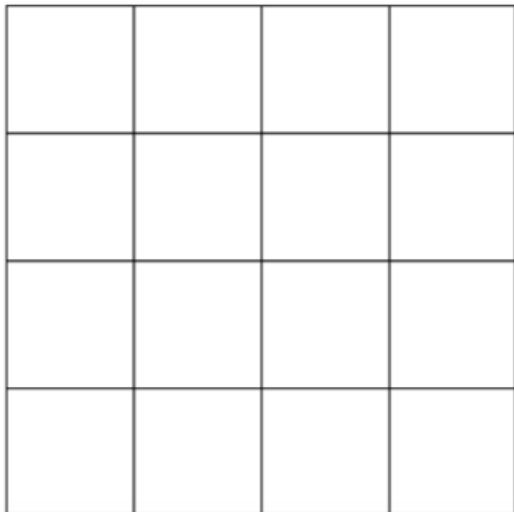


## Square Corners

On each of these grids the counters lie at the four corners of a square:



What is the greatest number of counters you can place on the grid below without four of them lying at the corners of a square?



<p>Numeracy/Maths</p> <p><a href="https://www.mrsmactivity.co.uk/free-home-learning-resource-covid19/">https://www.mrsmactivity.co.uk/free-home-learning-resource-covid19/</a></p> <p><a href="http://ictgames.com/rangeArranger/">http://ictgames.com/rangeArranger/</a></p>	<p>Literacy</p> <p><a href="https://www.bbc.co.uk/teach/ks1-english/z67ncqt">https://www.bbc.co.uk/teach/ks1-english/z67ncqt</a></p> <p><a href="https://spellingframe.co.uk">https://spellingframe.co.uk</a></p> <p><a href="https://www.youtube.com/watch?v=2LVBL_eXyD4">https://www.youtube.com/watch?v=2LVBL_eXyD4</a> - 'Let's make a pizza' song to help with writing instructions</p>
<p>Health and Wellbeing</p> <p><a href="https://scotland.lovefoodhatewaste.com/">https://scotland.lovefoodhatewaste.com/</a></p>	<p>Other</p> <p><a href="https://www.youtube.com/watch?time_continue=56&amp;v=s39DjCdseAA&amp;feature=emb_title">https://www.youtube.com/watch?time_continue=56&amp;v=s39DjCdseAA&amp;feature=emb_title</a> - a helpful cbeebies video about helping the environment.</p> <p><a href="https://gardentherapy.ca/bee-bath/">https://gardentherapy.ca/bee-bath/</a> -Make a bee bath</p>

Stage Three Phoneme Word Maker

m	a	d	i
p	w	s	t
c	h	n	r
k	e	tch	

match	ditch	patch	witch	stitch
snatch	kitchen	scratch	catch	hatch

The Story of 'tch'



It was Halloween, and Ben was dressed up as a witch. He wore a green wig which made him itchy. He took off the wig to scratch his head and left it on the kitchen table.

Dasher tugged at the edge of the wig and pulled it down onto his head. He tried to pull it off with his teeth. Ben and Belle laughed so much when they saw him.

“What a twitchy witch!” said Ben.

Adjectives picture 1:



Adjectives picture 2:

