

Pluto Home Learning Grid - w/b Monday 4th May

Big Question: What Would It Be Like To Visit Paris?

A Lion in Paris

<https://youtu.be/cHi3yNm6pfo>

Listen to the story of the lion in Paris on our Facebook page or You Tube channel.

The lion visits lots of famous places in Paris. These include the River Seine, the Louvre Art Gallery, the Sacre Couer, the Eiffel Tower, the Lion of Belfort (where the lion chose to stay on the plinth.)

Research facts about one of the landmarks and make an informative poster about it. Include facts and pictures. You could take photos of your poster for our Facebook page.

Magic 'e'

Read these words to a grown-up:

pin bit win fin
din kit hid pip Tim

Ask a grown-up to help you read the words when they have magic e on the end.

The magic e makes the i say its grown-up name I.

pine bite wine fine
dine kite hide pipe
time

Click the link to watch the story and the song

'Mike rides a bike'

https://www.youtube.com/watch?v=e_fzTjOM5Zg

And

'Mike the Pike'!

<https://www.youtube.com/watch?v=rAMUOVVFQEM>

Read and Draw

Read these words and write them in your jotter.

Draw a picture to illustrate each of the words.

slide line
nine dice
kite dive
fire bike

Common Words

five time life line

Write these words in your jotters. Write them in rainbow writing. Write them in bubble writing.



a b c d e
f g h i j
k l m n o
p q r s t
u v w x
y z

Write 4 super sentences using one of the words in each sentence. Remember your finger spaces, capital letters and full stops.

Can you spell the words to a grown-up without peeking at them?


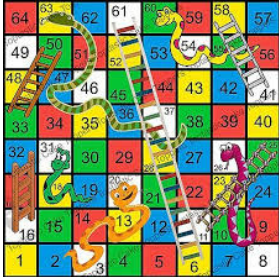
Talk to Me




Listen to the story of "The Lion in Paris" again.

<https://youtu.be/cHi3yNm6pfo>

At the beginning of the story the lion felt lonely, sad and scared. With a grown-up talk about where the lion had come from, the things that he saw in Paris and why he decided to stay.

Has anyone in your family been to France? Talk about how they got there, the things that they saw and the food that they ate. Which things did they like (or not like) about their visit?

<p><u>Number Patterns</u> Look for number patterns on your 100 square.</p> <p>Find numbers that go up in 2s 2, 4, 6, 8, or 1, 3, 5, 7 etc</p> <p>Write the numbers in your jotter. With an adult, discuss what each pattern has in common.</p> <p>Repeat for numbers that go up in 10s, and in 5s. Where are they on the square? What do the numbers have in common. if an adult hides one of the numbers?</p> <p>Can you tell them what the hidden number is? Try to predict the 'next number' in one of the sequences.</p>	<p><u>Tens and Ones</u> Roll your dice once to get the 'tens' number then once to get the 'ones' number.</p> <p>Find the number on your 100 square. eg 3 tens and 4 ones = 34 (The biggest number that you can make with a 1-6 dice is 66.)</p> <p>Choose other numbers on the 100 square. Tell the grown-up how many 'tens' and how many 'ones' each number has.</p> <p>How quickly can your partner find the number that has ___ tens and ___ ones?</p> <p>Which numbers have the same number of tens and ones?</p>	<p><u>Play with your Family</u> Some games need you to 'count-on', need dice, have boards with numbers on, or need you to think carefully to work things out!</p> <p>Play a game with your family. It might be Snakes and Ladders, Frustration, Dominoes, Bus Stop, or even Chess!</p> <p>Enjoy and keep smiling, even if you don't win (this time!).</p>  	<p><u>French Numbers</u> Watch and join in with the French number song to practice counting to 20.</p> <p>https://www.youtube.com/watch?v=UsEz58BbIMY</p> <p>Play hide and seek with someone at home – can you count to 20, (or more!) in French?</p> <p>Numbers to 100 https://www.youtube.com/watch?v=DnrTrbJ6mYs</p>	<p><u>Shopping</u> Did you set up your own shop? Maybe you could put a photograph of it on our class Facebook page.</p> <p>With a grown-up or a sibling take turns to be the shopkeeper or the customer.</p> <p>Try to use real coins. This week the prices are going up! Change your labels so that everything is 1p more than it was. Write the sums in your jotter. Eg 4p + 1p = 12p + 1p = 15p + 1p =</p> <p>Try adding two prices together. Practise giving change.</p>
--	---	---	---	--

<p><u>French Food</u></p> <p>Watch Barnaby Bear's 'Culinary tour of France'</p> <p>https://www.bbc.co.uk/bitesize/topics/ztfcdm/resources/1</p> <p>Perhaps you could have a French picnic with baguettes, croissants, pates, cheeses and grape juice!</p> 	<p><u>Musical Statues</u></p> <p>The Lion in the story 'A Lion in Paris' stood on a plinth to make a wonderful statue.</p> <p>Have a game of musical statues with someone at home. Think about what rules you are going to use for the game. Who will decide if you are moving or not?</p> <p>Remember no wobbling!</p> 	<p><u>Body Alphabet</u></p> <p>Use these actions to spell your name.</p> <p>Give instructions to the other people in your family.</p> <p>A = Wave arms side to side B = Punch the air C = March like a soldier D = Can-can legs E = Circle your head F = Pretend to surf G = Karate kicks H = Skip I = Arm circles J = Tuck jumps K = Touch the floor, reach up tall L = Swim without the water M = Bunny-hop</p> <p>N = Reach to the sky O = Skate on ice P = Star jumps Q = Walk the plank like a pirate R = Spin on a body part S = Lasso arm like a cowboy/girl T = Jump from 2 feet to 1 foot U = Hop up and down V = Balance on your bottom W = Pretend to kick a ball X = Run on the spot Y = Pretend to climb the stairs Z = Twist jumps side to</p>	<p><u>Outdoor Challenge</u></p> <p>When out for a walk or in your garden collect some sticks and have some fun with these 'sticky' activities! Remember only pick up sticks from the ground, never break them off a tree.</p> <ul style="list-style-type: none"> - Lay them in order, shortest to tallest or thinnest to fattest - Lay them out to spell your name - Make a number line (1 stick, 2 sticks, 3 sticks etc) <p><u>Stick Tower Challenge</u></p> <p>Build the Eiffel Tower with the sticks you have found!</p>	
<p><u>French Food</u></p> <p>Crepes are thin pancakes which are often enjoyed in France. If you have the ingredients you need, you can try making your own with a grown up.</p> <p>What toppings would you choose sweet or savoury? Design your own crepe filling, can you label the ingredients in French?</p> <p><u>Crepe Recipe</u></p> <p>https://www.youtube.com/watch?v=i3UW1GRMi_o</p> 	<p><u>Peppa Pig Goes Shopping</u></p> <p>Click on the link to see Peppa shopping with Daddy, Mummy and George. Watch carefully for the answers to these questions.</p> <p>Where are the family shopping? How many tomatoes did they get? How many onions did they get? Which very big fruit did George choose? What did daddy sneak into the trolley at the end of the story?</p> <p>https://www.youtube.com/watch?v=s63adSjywus</p> <p>Draw a picture of Peppa's family with their shopping.</p>	<p><u>The Louvre Art Gallery</u></p> <p>In this famous gallery there are many wonderful pieces of art, including some paintings by Italian artist Guiseppe Arcimboldo. He is famous for making portraits of people using fruit, vegetables and even fish!</p> <p>Watch this video then draw, paint or use foods in your house to make some Arcimboldo pictures of your own.</p> <p>https://www.youtube.com/watch?v=7TVsSjv9zEY</p> 	<p><u>French Flag Challenge</u></p> <p>Find as many blue (bleu), white (blanc) and red (rouge) items as you can in your house to make a French flag. Take a picture of it from above and post it to your class or the school Facebook page.</p> 	<p><u>French Songs</u></p> <p>Click on the link below to listen to some French songs. Some you will know from school; some will be new. Try to learn the songs and join in.</p> <p>https://www.youtube.com/channel/UCqWPNOV-INbeZQ74hbaCONA</p>